

THE TENTH LOK SABHA

A STATISTICAL PROFILE



LOK SABHA SECRETARIAT
NEW DELHI

February 1996



THE TENTH LOK SABHA

A STATISTICAL PROFILE



सत्यमेव जयते

LOK SABHA SECRETARIAT

NEW DELHI

February 1996

LARRDIS (REF)/BR0.1/1996

© Lok Sabha Secretariat, New Delhi, 1996

CONTENTS

PREFACE	Page
	(iii)

A. Statistics of Business Transacted during the Tenth Lok Sabha (First to Fifteenth Session)

TABLES

I	Sittings Held and Time Spent	2
II	Time Spent on Interruptions/Adjournments due to Disorderly Scenes	4
III	Time Taken on Various Kinds of Business	6
IV	Parliamentary Questions	10
V	Matters Raised After Question Hour and Before Taking up the Listed Business (Zero Hour)	12
VI	Bills Passed	14
VII	Subject-wise Classification of Bills Passed	16
VIII	Time Spent on Budget and other Financial Business	18
IX	Short Duration Discussions under Rule 193	20
X	Half-an-Hour Discussions	23
XI	Motions of Confidence/No-Confidence in the Council of Ministers	24
XII	Adjournment Motions	25
XIII	Calling Attention Notices under Rule 197	26
XIV	Resolutions Discussed	28
XV	Motions (Under Rule 191) Relating to Putting of Question at Appointed Time and Motions (Under Rule 342) to Consider Policy, Situation, Statement or Any Other Matter	30
XVI	Privilege Matters Raised	31
XVII	Matters Raised Under Rule 377	32
XVIII	Papers Laid on the Table	34
XIX	Activities of Financial Committees	35
XX	Work done by DRSCs during 1993-94 to 1995-96	36

B. Comparative Statistics of Business Transacted during First to Tenth Lok Sabha

TABLES

XXI	Sittings Held and Time Spent	38
XXII	Time Taken on Various Kinds of Business	40
XXIII	Parliamentary Questions—Total Notices Received and Questions Admitted/Replied	42
XXIV	Parliamentary Questions	45
XXV	Bills Passed	46
XXVI	Subject-wise Classification of Bills Passed	48
XXVII	Time Spent on Budget	50
XXVIII	Adjournment Motions	51
XXIX	Resolutions Discussed	52
XXX	Papers Laid on the Table	54

PREFACE

The Tenth Lok Sabha is coming to a close. So far it has held fifteen sessions involving 413 sittings covering 2,479 hours, with an average of 6 hours per sitting. The House spent 23 per cent of this time on legislative business, 17 per cent on financial business and 12 per cent on Questions.

The analysis of business transacted during the Tenth Lok Sabha reveals that economic and financial matters dominated the business of the House. The Tenth Lok Sabha passed as many as 164 Bills on economic and financial matters which constitute 60 per cent of the total. So far as Parliamentary Questions are concerned, a record number of 3,25,234 notices were received and 89,118 notices, constituting 27 per cent of the total were admitted and replied during the Tenth Lok Sabha.

Yet another significant aspect of the deliberations made during the Tenth Lok Sabha was the time spent on matters of urgent nature raised immediately after the Question Hour. As many as 3,926 such matters were raised taking 14 per cent of the total time.

A recent development in the functioning of Lok Sabha which deserves the attention of all those concerned with the working of the parliamentary system is the frequent adjournments of the House as a result of disorderly scenes and interruptions. Such disruptions have led to a loss of about 10 per cent of the time of the House.

The present study also provides an analysis of the business transacted during the Tenth Lok Sabha vis-a-vis the earlier nine Lok Sabhas in the form of Tables and Graphs. It is hoped that this brief statistical publication which is of an interim nature and brought out on the eve of the House completing its term, will acquaint the readers with the performance of the Tenth Lok Sabha and would be found useful by parliamentarians, researchers and all those interested in the study of parliamentary institutions.

NEW DELHI;
February, 1996

SURENDRA MISHRA,
Secretary-General,
Lok Sabha.

**STATISTICS OF BUSINESS TRANSACTED
DURING
THE TENTH LOK SABHA**

(First to Fifteenth Session)

TABLE I
SITTINGS HELD AND TIME SPENT DURING TENTH LOK SABHA
(First to Fifteenth Session)

Session	Duration of Session	No. of actual Sittings (Days)	No. of Hours	Average per day
			Hrs-Mts	Hrs-Mts
First	9.7.1991 to 18.9.1991	49	345-50	7-03
Second	20.11.1991 to 20.12.1991	22	141-40	6-42
Third	24.2.1992 to 12.5.1992	49	309-12	6-18
Fourth	8.7.1992 to 20.8.1992	31	163-54	5-17
Fifth	24.11.1992 to 23.12.1992	18	101-43	5-39
Sixth	22.2.1993 to 14.5.1993	45 @	313-23	6-57
Seventh	26.7.1993 to 28.8.1993	24	162-05	6-45
Eighth	2.12.1993 to 30.12.1993	20	94-17	4-42
Ninth	21.2.1994 to 13.5.1994	38 @	246-06	6-28
Tenth	13.6.1994 to 14.6.1994	2	17-49	8-54
Eleventh	25.7.1994 to 26.8.1994	24	128-40	5-21
Twelfth	7.12.1994 to 23.12.1994	13	52-14	4-01
Thirteenth	13.2.1995 to 3.6.1995	42*	245-25	5-50
Fourteenth	31.7.1995 to 26.8.95	16	113-45	7-06
Fifteenth	27.11.1995 to 22.12.1995	20	43-22	2-10
Total		413	2479-25	6-00

@ Sixth and Ninth Sessions had one break each in between in order to enable the Departmentally-related Standing Committees to consider the Demands for Grants of Ministries/Departments and prepare their reports.

* Thirteenth Session had two breaks in between (i) to enable the members to take part in electioneering in States going to the polls; and (ii) to enable Departmentally-related Standing Committees to consider the Demands for Grants of Ministries/Departments and prepare their reports.

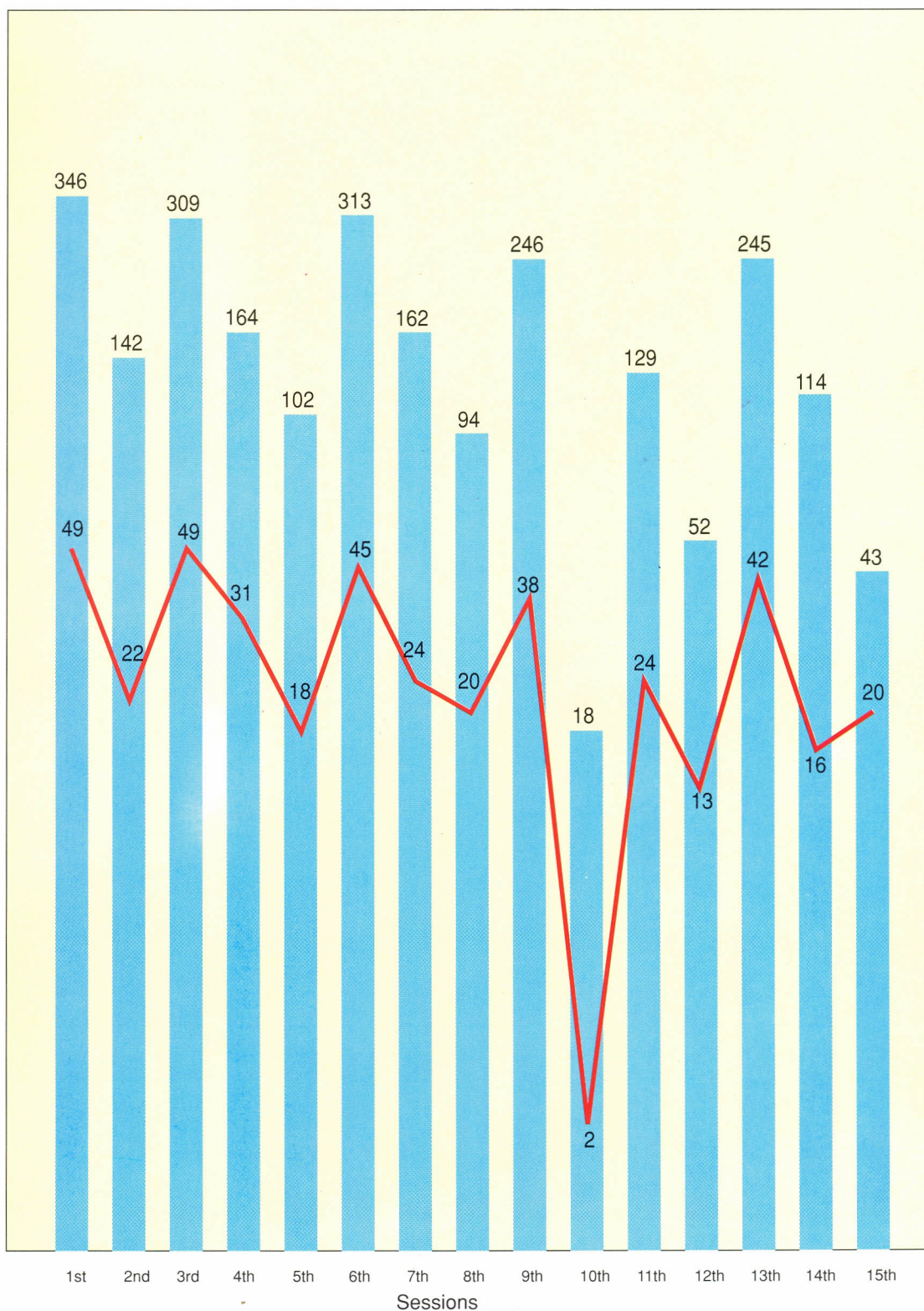
TABLE I
SITTINGS HELD AND TIME SPENT DURING TENTH LOK SABHA
(First to Fifteenth Session)

Session	Duration of Session	No. of actual Sittings (Days)	No. of Hours	Average per day
			Hrs-Mts	Hrs-Mts
First	9.7.1991 to 18.9.1991	49	345-50	7-03
Second	20.11.1991 to 20.12.1991	22	141-40	6-42
Third	24.2.1992 to 12.5.1992	49	309-12	6-18
Fourth	8.7.1992 to 20.8.1992	31	163-54	5-17
Fifth	24.11.1992 to 23.12.1992	18	101-43	5-39
Sixth	22.2.1993 to 14.5.1993	45 @	313-23	6-57
Seventh	26.7.1993 to 28.8.1993	24	162-05	6-45
Eighth	2.12.1993 to 30.12.1993	20	94-17	4-42
Ninth	21.2.1994 to 13.5.1994	38 @	246-06	6-28
Tenth	13.6.1994 to 14.6.1994	2	17-49	8-54
Eleventh	25.7.1994 to 26.8.1994	24	128-40	5-21
Twelfth	7.12.1994 to 23.12.1994	13	52-14	4-01
Thirteenth	13.2.1995 to 3.6.1995	42*	245-25	5-50
Fourteenth	31.7.1995 to 26.8.95	16	113-45	7-06
Fifteenth	27.11.1995 to 22.12.1995	20	43-22	2-10
Total		413	2479-25	6-00

@ Sixth and Ninth Sessions had one break each in between in order to enable the Departmentally-related Standing Committees to consider the Demands for Grants of Ministries/Departments and prepare their reports.

* Thirteenth Session had two breaks in between (i) to enable the members to take part in electioneering in States going to the polls; and (ii) to enable Departmentally-related Standing Committees to consider the Demands for Grants of Ministries/Departments and prepare their reports.

SITTINGS HELD AND TIME SPENT DURING TENTH LOK SABHA
(First to Fifteenth Session)



SITTINGS HELD (days) —

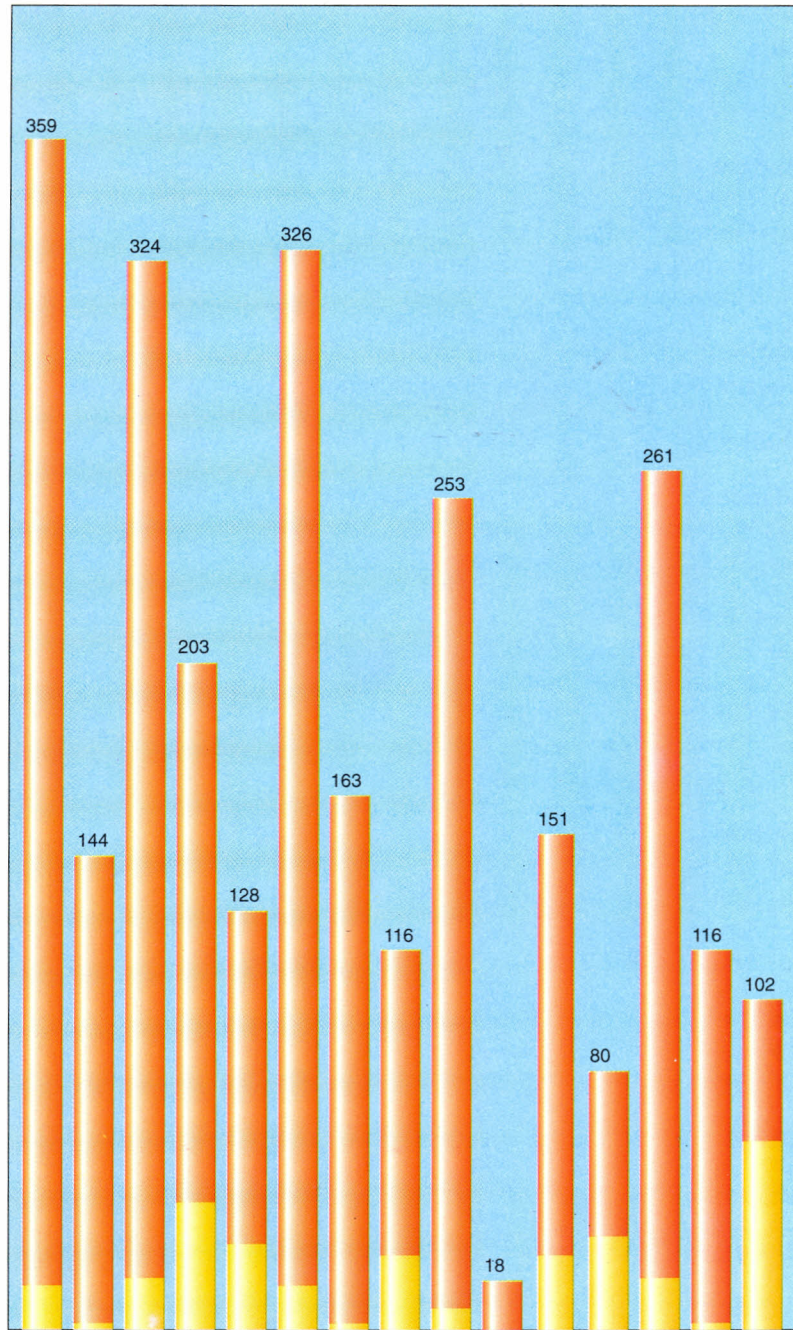
Time Spent (hrs) ▬

TABLE II
TIME SPENT ON INTERRUPTIONS/ADJOURNMENTS DUE TO
DISORDERLY SCENES DURING TENTH LOK SABHA

(First to Fifteenth Session)

Session	Total time of actual sittings (a)	Time Spent on interruptions/adjournments due to disorderly scenes (b)	Total Time (a+b)	Percentage of time spent on interruptions/adjournments due to disorderly scenes
	Hrs-Mts	Hrs-Mts	Hrs-Mts	
First	345-50	12-53	358-43	3.59
Second	141-40	2-25	144-05	1.68
Third	309-12	14-49	324-01	4.57
Fourth	163-54	39-20	203-14	19.35
Fifth	101-43	26-42	128-25	20.79
Sixth	313-23	12-51	326-14	3.94
Seventh	162-05	0-46	162-51	0.47
Eighth	94-17	22-02	116-19	18.94
Ninth	246-06	6-32	252-38	2.59
Tenth	17-49	—	17-49	—
Eleventh	128-40	22-10	150-50	14.70
Twelfth	52-14	27-31	79-45	34.50
Thirteenth	245-25	15-35	261-00	5.97
Fourteenth	113-45	2-30	116-15	2.15
Fifteenth	43-22	58-17	101-39	57.34
Total	2479-25	264-23	2743-48	9.64

TIME SPENT ON INTERRUPTIONS/ADJOURNMENTS DUE TO
DISORDERLY SCENES DURING TENTH LOK SABHA
(First to Fifteenth Session)



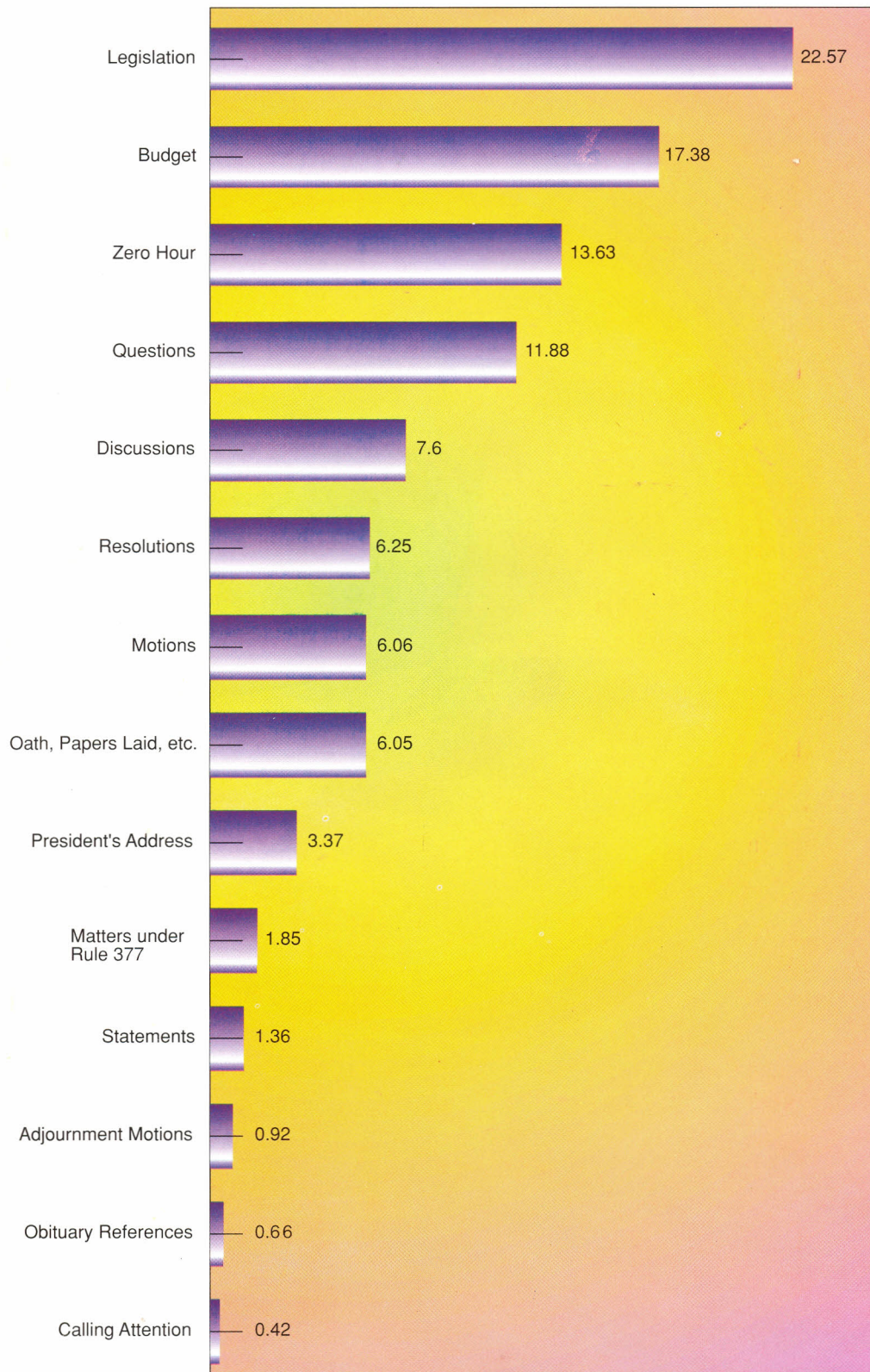
Sessions	1st	2nd	3rd	4th	5th	6th	7th	8th	9th	10th	11th	12th	13th	14th	15th
Hours Spent on Disorderly Scenes/Interruptions	13	2	15	39	26	13	1	22	7	0	22	28	16	2	58
Hours of Normal Sittings	346	142	309	164	102	313	162	94	246	18	129	52	245	114	44
Total Hours	359	144	324	203	128	326	163	116	253	18	151	80	261	116	102

TABLE III
TIME TAKEN ON VARIOUS KINDS OF BUSINESS

(First to Fifteenth Session)

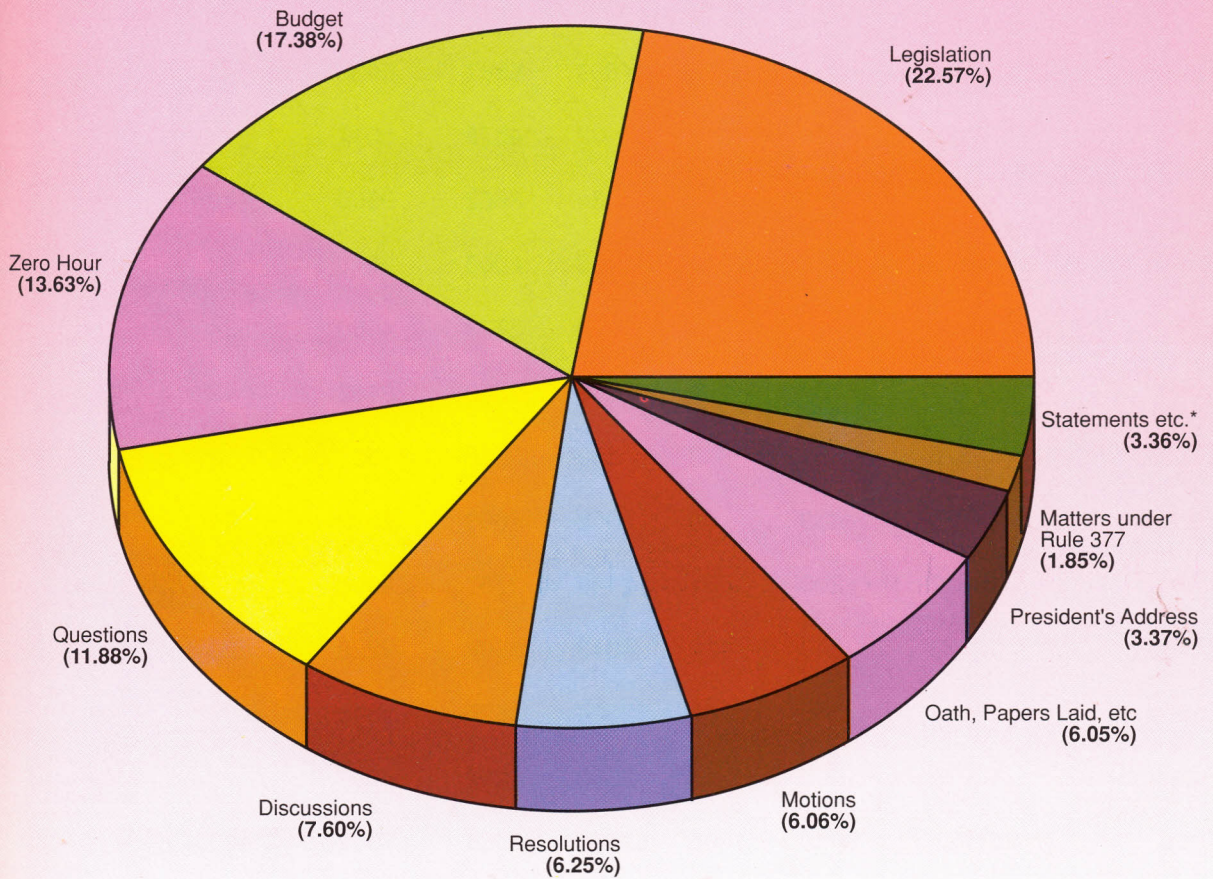
S.No.	Type of Business	Time Taken Hrs-Mts	Percentage	Total Percentage
1.	Bills			22.57
	(a) Government Bills	473-10	(19.08)	
	(b) Private Members' Bills	86-27	(3.49)	
2.	Budget			17.38
	(a) Railway Budget	128-03	(5.17)	
	(b) General Budget	259-02	(10.45)	
	(c) Budget in respect to States/UTs under President's Rule	43-38	(1.76)	
3.	Matters raised after Question Hour but before taking up the listed Business	338-02	(13.63)	13.63
4.	Questions	294-29	(11.88)	11.88
5.	Discussions			7.60
	(a) Half-an-Hour Discussions (Rule 55)	13-12	(0.53)	
	(b) Short Duration Discussions (Rule 193)	175-20	(7.07)	
6.	Resolutions			6.25
	(a) Resolutions placed before the House by the Speaker	2-47	(0.11)	
	(b) Government Resolutions	8-36	(0.35)	
	(c) Statutory Resolutions	66-47	(2.69)	
	(d) Private Members' Resolutions	76-47	(3.10)	
7.	Motions			6.06
	(a) Under Rule 198	54-04	(2.18)	
	(b) Under Rule 191 and 342	80-17	(3.24)	
	(c) Under Rule 388	0-14	(0.01)	
	(d) Under Article 124(4) of the Constitution	15-35	(0.63)	
8.	Oath of Affirmation, Papers laid on the Table, Personal Explanations, Points of Order, Questions of Privilege, etc.	149-56	(6.05)	6.05
9.	Debates on President's Addresses	83-35	(3.37)	3.37
10.	Matters under Rule 377	45-56	(1.85)	1.85
11.	Statements made/laid by Ministers (Rule 372)	33-50	(1.36)	1.36
12.	Adjournment Motions	22-42	(0.92)	0.92
13.	Obituary References	16-29	(0.66)	0.66
14.	Calling Attention Notices (Rule 197)	10-27	(0.42)	0.42
Total		2479-25	(100.00)	100.00

TIME TAKEN ON VARIOUS KINDS OF BUSINESS DURING TENTH LOK SABHA
(First to Fifteenth Session)



Percentage of Total Time Spent

TIME TAKEN ON VARIOUS KINDS OF BUSINESS DURING TENTH LOK SABHA
(First to Fifteenth Session)



* Also includes Adjournment Motions, Obituary References, and Calling Attention Notices (Rule 197)

TABLE IV
PARLIAMENTARY QUESTIONS DURING TENTH LOK SABHA
(First to Fifteenth Session)

Session	Starred Questions			Unstarred Questions			Short Notice Questions		
	Notices Received	Admitted#	Replied\$	Notices Received	Admitted\$	Replied@	Notices Received	Admitted	Replied
First	15430	820	208	4193	7060	7794	86	—	—
Second	12100	449	88	3568	4999	5360	35	—	—
Third	38697	947	271	8636	9715	10391	37	1	1
Fourth	18616	532	78	4869	5587	6039	42	—	—
Fifth	19138	401	59	5432	4675	5017	18	—	—
Sixth	26567	1020	173	8334	8662	9509	42	1	1
Seventh	17187	461	120	3966	4908	5248	32	—	—
Eighth	10918	340	32	3399	3773	4080	24	—	—
Ninth	27137	700	147	5269	7630	8182	42	3	3
Tenth	826	40	5	152	266	301	5	—	—
Eleventh	14930	480	69	3352	4689	5099	24	—	—
Twelfth	10512	260	31	2145	2767	2996	7	—	—
Thirteenth	27238	840	120	4842	8508	9228	23	1	1
Fourteenth	11657	340	49	2304	3525	3816	28	—	—
Fifteenth	10975	400	15	2382	4202	4587	18	—	—
Total	261928	8030	1465	62843	80966	87647	463	6	6

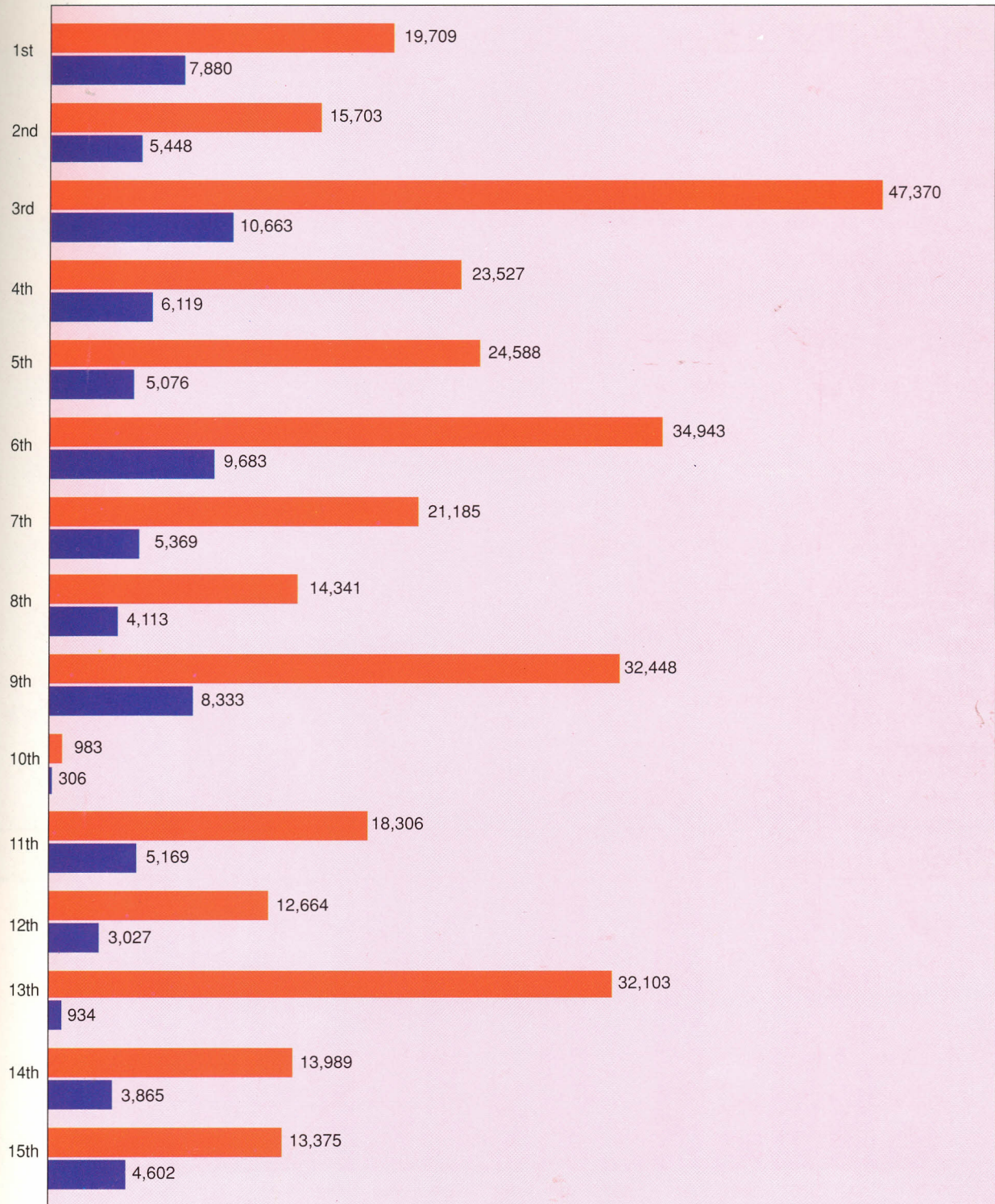
: Including those Short Notice Questions which were admitted as Starred Questions.

\$: Including those Short Notice Questions which were admitted as Unstarred Questions.

@ : Including those put down for oral answers but not reached for oral answers and hence the replies laid on the Table.

PARLIAMENTARY QUESTIONS
NOTICES RECEIVED AND ADMITTED DURING TENTH LOK SABHA
(First to Fifteenth Session)

Sessions



Number




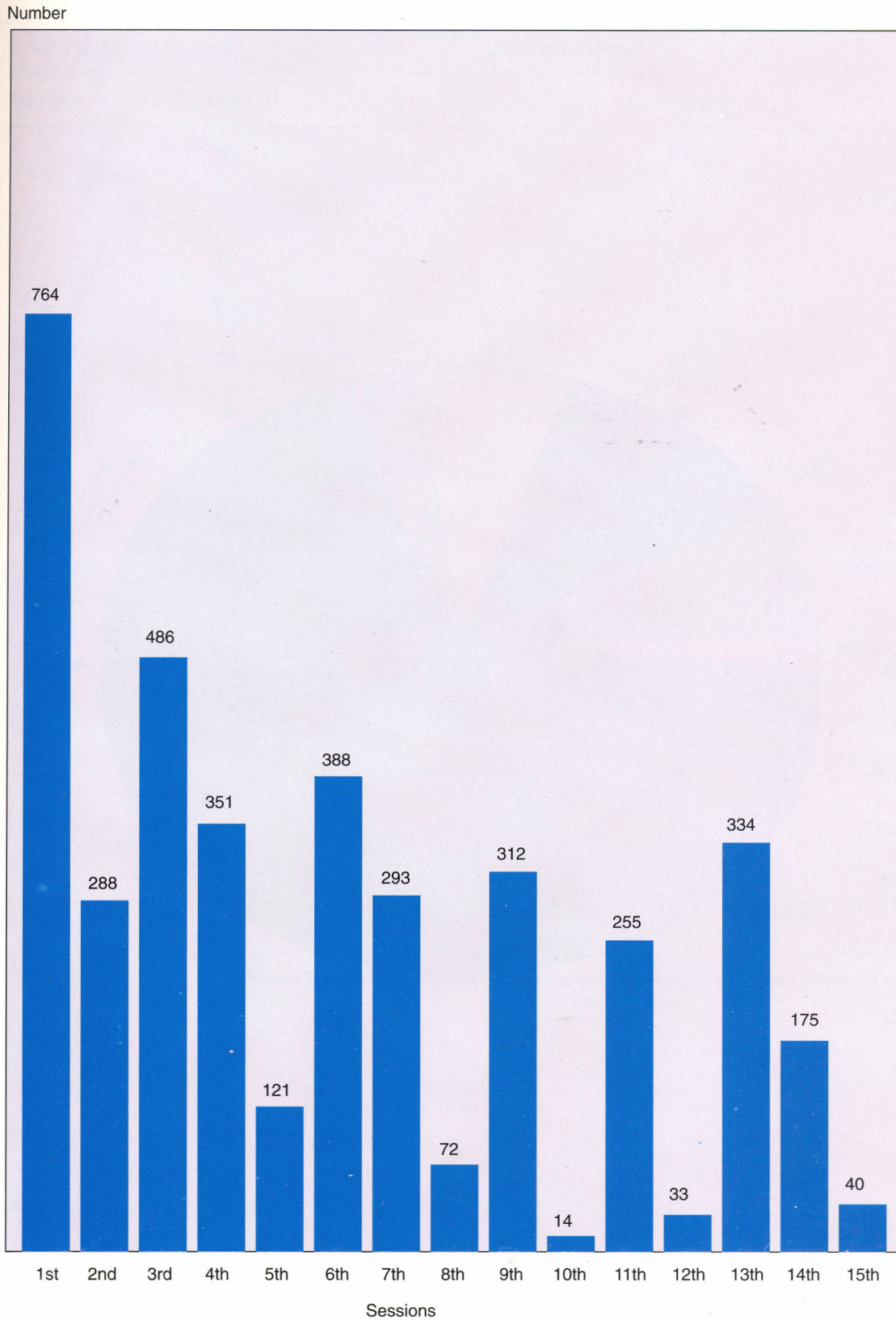
TABLE V

MATTERS RAISED AFTER QUESTION HOUR AND BEFORE TAKING UP THE LISTED BUSINESS (ZERO HOUR) DURING TENTH LOK SABHA

(First to Fifteenth Session)

Session	No. of matters raised	No. of Members who spoke	Time Taken Hrs-Mts
First	764	905	39-27
Second	288	487	17-31
Third	486	944	58-55
Fourth	351	442	25-20
Fifth	121	180	11-20
Sixth	388	637	39-21
Seventh	293	421	19-24
Eighth	72	173	9-55
Ninth	312	464	19-24
Tenth	14	29	01-19
Eleventh	255	371	19-31
Twelfth	33	188	12-17
Thirteenth	334	642	37-16
Fourteenth	175	273	18-23
Fifteenth	40	101	8-59
Total	3926	6257	338-02

MATTERS RAISED AFTER QUESTION HOUR AND BEFORE
TAKING UP LISTED BUSINESS (ZERO HOUR) DURING TENTH LOK SABHA
(First to Fifteenth Session)



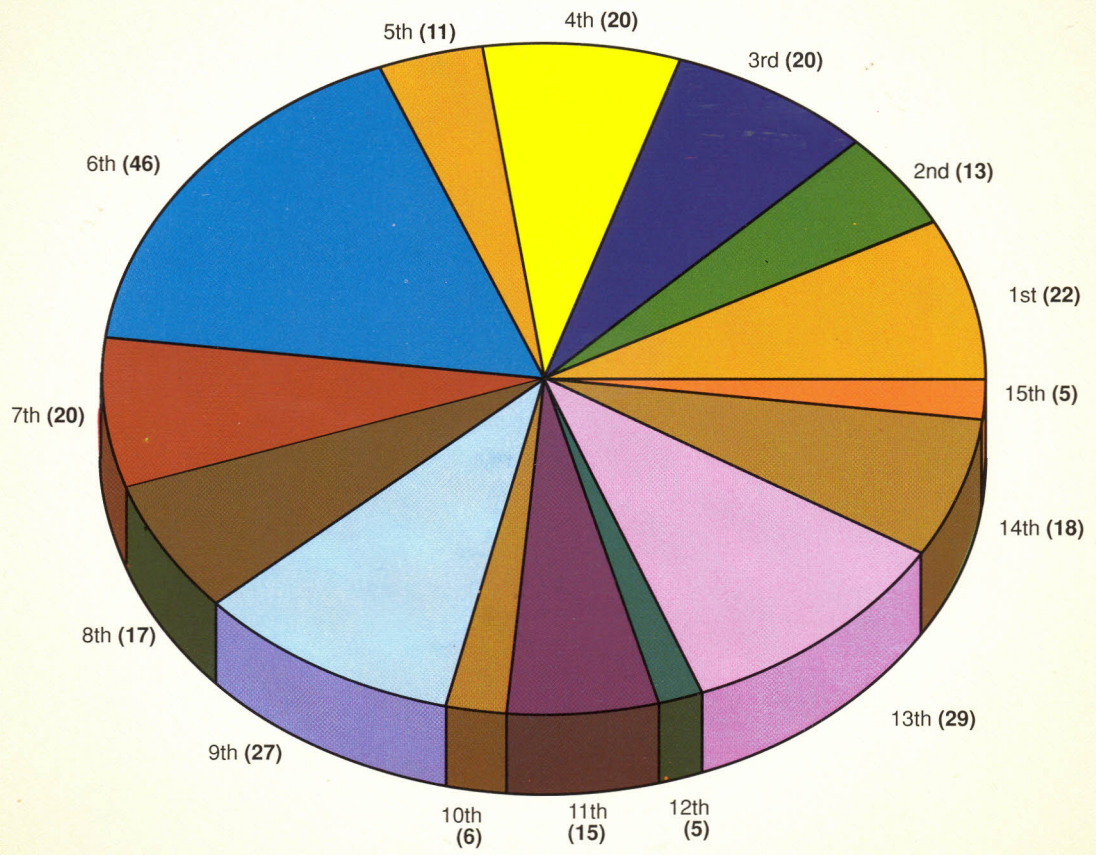
■ Number of Matters Raised

TABLE VI
BILLS PASSED DURING TENTH LOK SABHA
(First to Fifteenth Session)

Session	Government Bills		Private Members' Bills	
	Introduced	Passed@	Introduced	Passed
First	23	22	78	—
Second	12	13	44	—
Third	30	20	61	—
Fourth	19	20	19	—
Fifth	13	11	17	—
Sixth	33	46	42	—
Seventh	15	20	23	—
Eighth	7	17	9	—
Ninth	17	27	37	—
Tenth	4	6	—	—
Eleventh	9	15	24	—
Twelfth	8	5	6	—
Thirteenth	28	29	28	—
Fourteenth	8	18	15	—
Fifteenth	9	5	3	—
Total	235	274	406	—

@ Including those Bills passed by Rajya Sabha and laid on the Table of Lok Sabha and passed.

BILLS PASSED DURING TENTH LOK SABHA
(First to Fifteenth Session)



Sessions
(No. of Bills)

TABLE VII
SUBJECT-WISE CLASSIFICATION OF BILLS PASSED
DURING TENTH LOK SABHA
(First to Fifteenth Session)

Sessions	Adminis- trative	Legal	Consti- tutional	Legislative	Economic & Financial	Social	Others	Total
First	2	2			11	3	4	22
Second		1	1		7	1	3	13
Third	1		1	1	13	2	2	20
Fourth		1	1	1	12	1	4	20
Fifth	1	1	3	1	2		3	11
Sixth		3		5	27	1	10	46
Seventh	1		1	1	14		3	20
Eighth	3	1		1	7	1	4	17
Ninth	3	1			20		3	27
Tenth	3						3	6
Eleventh	1		1		10	1	2	15
Twelfth	1				4			5
Thirteenth	1		1	1	21		5	29
Fourteenth			2		11	2	3	18
Fifteenth					5			5
Total	17	10	11	11	164	12	49	274

SUBJECT-WISE CLASSIFICATION OF BILLS PASSED
DURING TENTH LOK SABHA
(First to Fifteenth Session)

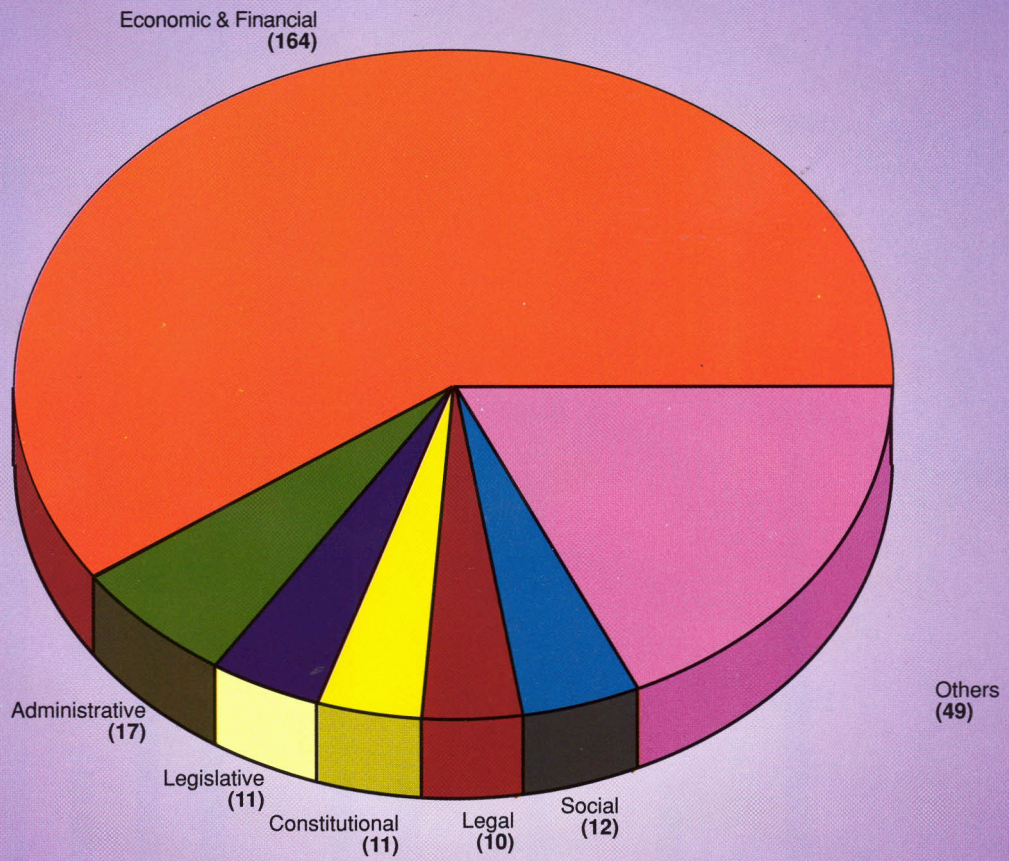


TABLE VIII
TIME SPENT ON BUDGET AND OTHER FINANCIAL BUSINESS
DURING TENTH LOK SABHA

(First to Fifteenth Session)

Session	Total Time of Sittings held	Budget	Other Financial Business relating to States/UTs under President's Rule	Total Time for Financial Matters
	Hrs-Mts	Hrs-Mts	Hrs-Mts	Hrs-Mts
First	345-50	87-18	6-16	93-34 (27.05)
Second	141-40	2-46	6-55	9-41 (6.84)
Third	309-12	78-12	1-44	79-56 (25.85)
Fourth	163-54	61-43	*	8-43 (5.32)
Fifth	101-43	2-25	—	2-25 (2.30)
Sixth	313-23	61-53	8-02	69-55 (22.31)
Seventh	162-05	8-48	10-04	18-52 (11.64)
Eighth	94-17	2-47	—	2-47 (2.95)
Ninth	246-06	60-36	0-19	60-55 (24.75)
Tenth	17-49	—	—	—
Eleventh	128-40	17-30	3-53	21-23 (16.62)
Twelfth	52-14	1-29	—	1-29 (2.84)
Thirteenth	245-25	47-54	1-21	49-15 (20.06)
Fourteenth	113-45	2-33	5-04	7-37 (6.70)
Fifteenth	43-22	4-11	—	4-11 (9.65)
Total	2479-25	387-05	43-38	430-43 (17.38)

* Joint Discussion took place on a Statutory Resolution and Jammu & Kashmir Budget for 1992-93. Time taken on Joint Discussion has, therefore, been shown under Statutory Resolution.

Note: Figures in brackets show percentage to total time of sittings held.

TIME SPENT ON BUDGET AND OTHER FINANCIAL BUSINESS
DURING TENTH LOK SABHA
(First to Fifteenth Session)

Hours

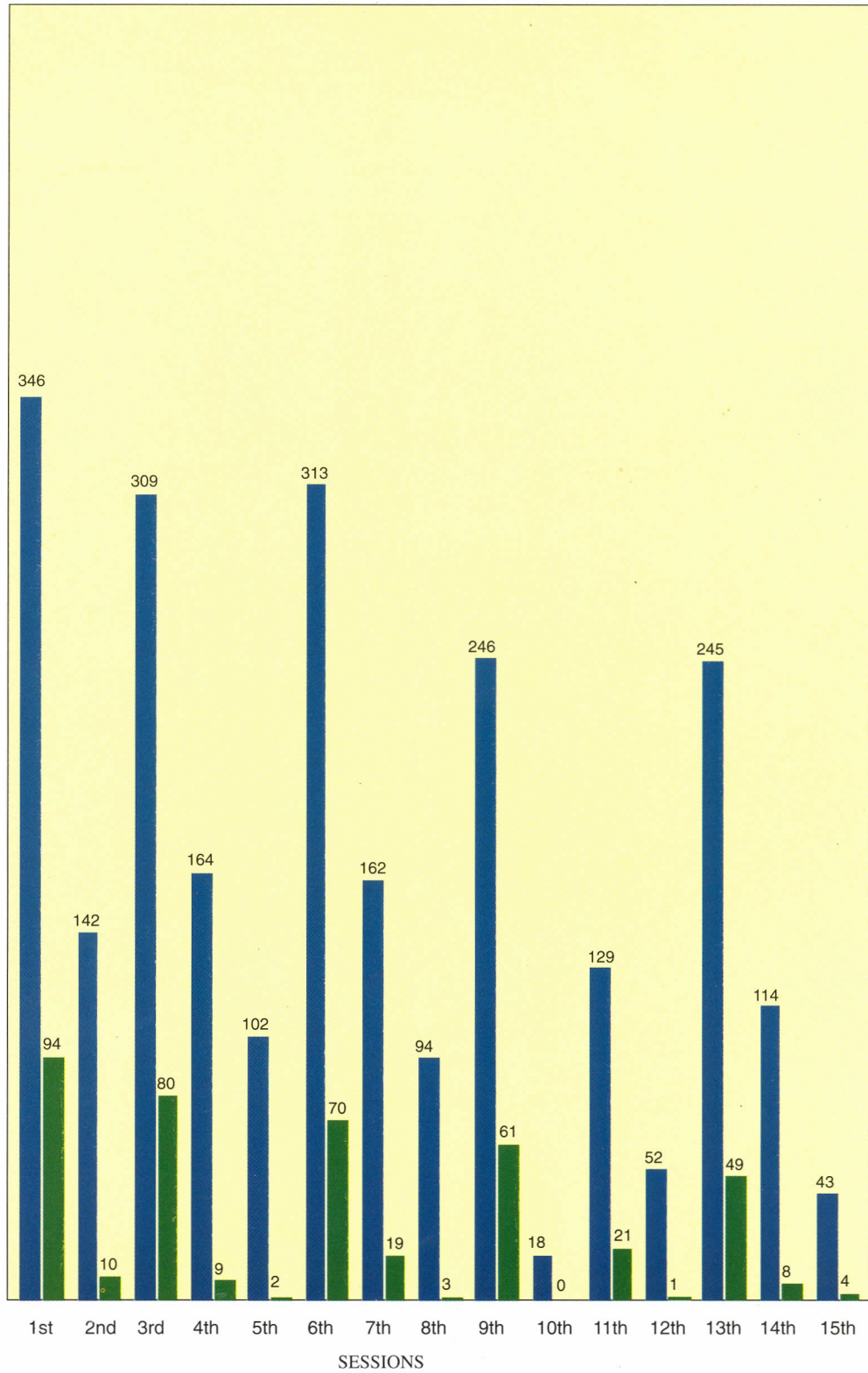


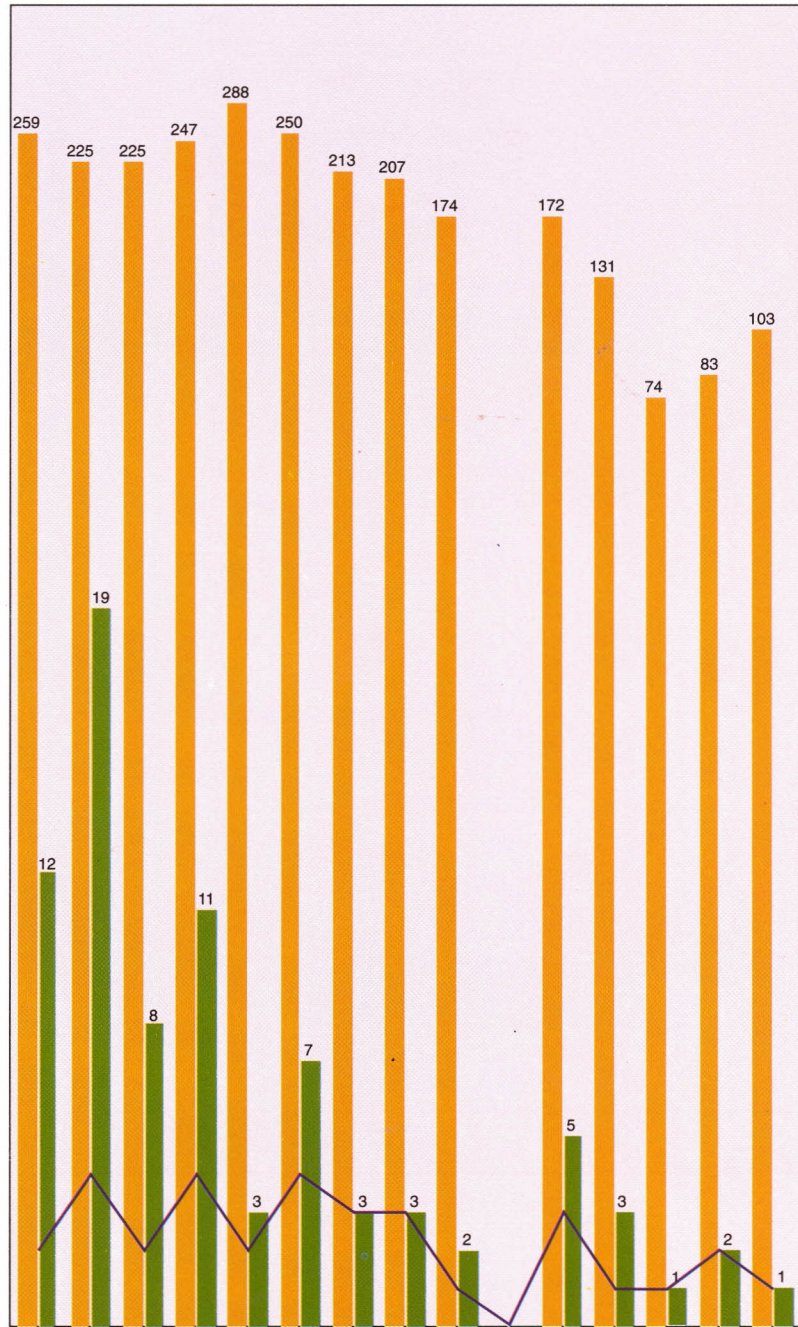
TABLE IX
SHORT DURATION DISCUSSIONS UNDER RULE 193
DURING TENTH LOK SABHA

(First to Fifteenth Session)

Session	Notices Received	Notices Admitted	Discussions Held	Time Taken Hrs-Mts
First	259	12	2	07-00
Second	225	19	4	29-45
Third	225	8	2	05-49
Fourth	247	11	4	28-05
Fifth	288	3	2	15-06
Sixth	250	7	4	13-58
Seventh	213	3	3	10-52
Eighth	207	3	3	21-15
Ninth	174	2	1	13-20
Tenth	—	—	—	—
Eleventh	172	5	3	07-49
Twelfth	131	3	1	02-09
Thirteenth	74	1	1	04-31
Fourteenth	83	2	2	10-24
Fifteenth	103	1	1	05-17
Total	2651	80	33	175-20

**SHORT DURATION DISCUSSIONS UNDER RULE 193
DURING TENTH LOK SABHA
(First to Fifteenth Session)**

Number



Sessions	1st	2nd	3rd	4th	5th	6th	7th	8th	9th	10th	11th	12th	13th	14th	15th
Notices Received	259	225	225	247	288	250	213	207	174	0	172	131	74	83	103
Notices Admitted	12	19	8	11	3	7	3	3	2	0	5	3	1	2	1
Discussions Held	2	4	2	4	2	4	3	3	1	0	3	1	1	2	1

TABLE X
HALF-AN-HOUR DISCUSSIONS DURING TENTH LOK SABHA
(First to Fifteenth Session)

Session	Discussions Held	Subject(s)	Time taken Hrs-Mts
First	4	Import & Export Control Act, Tehri Dam Project, Pepsi Food Project, National Commission for Women	3-29
Second	2	RBI's Credit Policy, National Anthem & National Song	1-15
Third	1	AIR Station at Kolhapur	0-16
Fourth	3	Smuggling of Children to Arab Countries, Prices & Availability of Essential Commodities, Fire in Coal Fields	3-00
Fifth	—	—	—
Sixth	2	Mandal Commission Report, Foreign Investment in Power Sector	1-41
Seventh	2	SCs & STs Quota in DESU, DA as Basic Pay	2-03
Eighth	—	—	—
Ninth	1	Cost Escalation of Projects	0-30
Tenth	—	—	—
Eleventh	—	—	—
Twelfth	—	—	—
Thirteenth	1	Unutilised Foreign Loans	0-58
Fourteenth	—	—	—
Fifteenth	—	—	—
Total	16		13-12

TABLE XI

**MOTIONS OF CONFIDENCE/NO-CONFIDENCE IN THE COUNCIL
OF MINISTERS DURING TENTH LOK SABHA**

(First to Fifteenth Session)

Session	Member in charge	Subject	Dates of Discussion	Time taken Hrs-Mts	Adopted/ Negated
First	Sh. P.V. Narasimha Rao	Expressing Confidence in the Council of Ministers	12 & 15 July 1991	7-35	Adopted
Fourth	Sh. Jaswant Singh	Want of Confidence in the Council of Ministers	15, 16, 17 July 1992	14-00	Negated by Division
Fifth	Sh. A.B. Vajpayee	Want of Confidence in the Council of Ministers	17, 18, 21 Dec. 1992	21-44	Negated by Division
Seventh	Sh. Ajoy Mukhopadhyay	Want of Confidence in the Council of Ministers	26, 27, 28 July 1993	18-20	Negated by Division

TABLE XII
ADJOURNMENT MOTIONS DURING TENTH LOK SABHA
(First to Fifteenth Session)

Session	Notices Received	Notices on which Consent withheld by Speaker	Notices brought before the House	Adjournment Motion Admitted	Subject(s)	Time Taken Hrs-Mts	Negatived/ Adopted/ Withdrawn
First	49	49	—				
Second	34	21	13	—	Government failure to solve Economic Problems	0-8	Motion could not be taken up as none of the members moving the Adjournment Motion was present.
Third	27	23	4	—	Bofors Gun Deal		Finally, Speaker withheld his consent and the Matter was discussed under Rule 193.
Fourth	65	65	—				
Fifth	58	58	—				
Sixth	78	65	13	1	Bombay Bomb Blast	5-07	Negatived by Division
Seventh	20	20	—				
Eighth	24	24	—				
Ninth	18	18	—				
Tenth	13	12	1	1	Sugar Import	3-58	Negatived by Division
Eleventh	37	33	4	1	Assam Situation	4-45	Negatived by Division
Twelfth	31	31	—				
Thirteenth	32	18	14	1	Pakistan sponsored Terrorism (Charar-e-Sharief)	8-44	Negatived by Division
Fourteenth	24	24	—				
Fifteenth	56	55	1	—	Failure of Govt. to create proper conditions in J&K to enable Election Commissioners to supervise and conduct elections there	1-07	After hearing members of various parties and groups, Speaker withheld his consent to the motion.
Total	566	516	50	4		23-49	

TABLE XIII

CALLING ATTENTION NOTICES UNDER RULE 197 DURING TENTH LOK SABHA

(First to Fifteenth Session)

Session	Notices Received	Notices Admitted	Subject(s) Discussed	Subject(s)	Total Time Hrs-Mts
First	422	4	1@	Strike by the Resident doctors of AIIMS	
Second	270	11	2	Strike of doctors, Supply of food unfit for consumption	1-10
Third	246	29	4	Jute workers' strike, Drug racket run by Doctors, Plight of tobacco growers in A.P., Share brokers' strike	3-51
Fourth	315	29	1	Transport strike	1-09
Fifth	222	18	1*	Cyclonic storm in Tamil Nadu, Kerala and Pondicherry	
Sixth	155				
Seventh	486	23	2	SC Direction on capitation fee, Narmada Sardar Sarovar Project	0-53
Eighth	243				
Ninth	210	12	1	Mine disaster	1-05
Tenth	60				
Eleventh	131				
Twelfth	148				
Thirteenth	123	8	2	Closure of Newspapers, Spread of malaria in Assam	1-07
Fourteenth	129	10	1	Drought and flood in several parts of the country	1-12
Fifteenth	65				
Total	3225	144	15		10-27

@ Calling Attention initially admitted for 30.8.91 allowed to lapse subsequently as the strike was called off.

* Calling Attention admitted for 27.11.92. Subsequently, allowed to lapse as discussion on a motion on flood & drought situation in the country was held under Rule 193.

CALLING ATTENTION NOTICES UNDER RULE 197
DURING TENTH LOK SABHA
(First to Fifteenth Session)

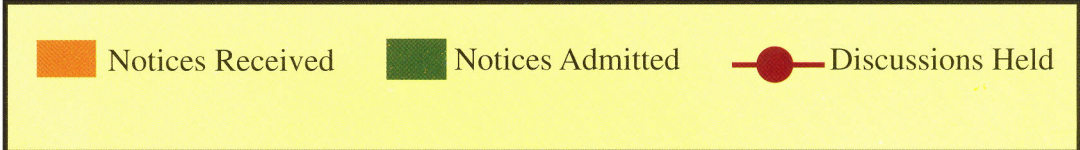
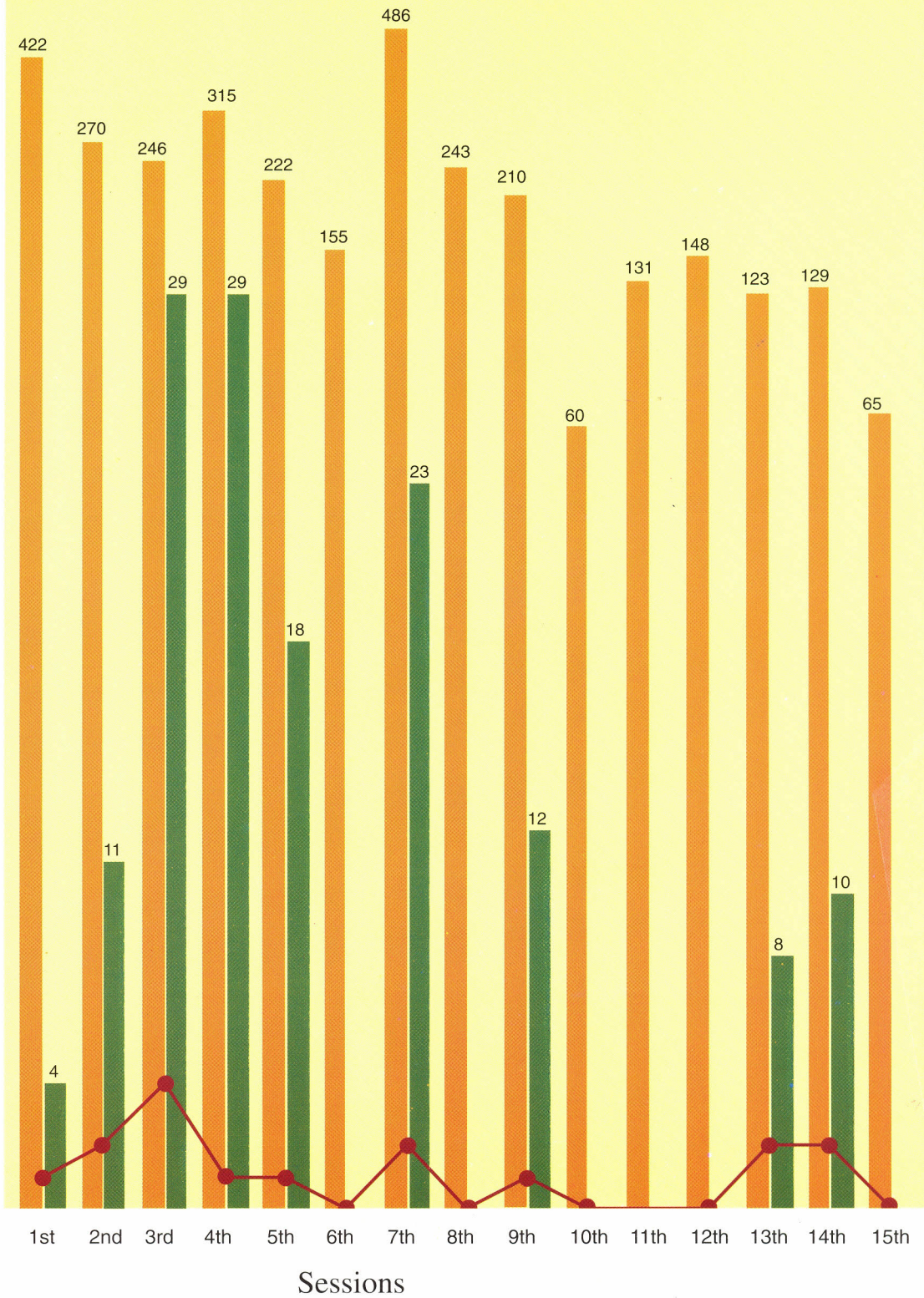


TABLE XIV
RESOLUTIONS DISCUSSED DURING TENTH LOK SABHA

(First to Fifteenth Session)

Session	Resolutions Proposed by Speaker	Govt. Resolutions	Statutory Resolutions				Private Members' Resolutions					Total				
	M&A	M&A	M	A	N	W	M	A	N	W	DN	M	A	N	W	DN
First	2	2	9	2	3	4	2			1	1	15	6	3	5	1
Second			2	1	1		2		1		1	4	1	2		1
Third		1	10	3	2	5	3			2	1	14	4	2	7	1
Fourth	1		5	2	2	1	2			1	1	8	3	2	2	1
Fifth			4	4			1				1(P)	5	4			1(P)
Sixth		1	17	5	11	1	2		1		1	20	6	12	1	1
Seventh			7	2	4	1	2		1		1	9	2	5	1	1
Eighth			5		3	2	2		1		1	7		4	2	1
Ninth	2	1	8	3	4	1	3			2	1	14	6	4	3	1
Tenth			3			3						3			3	
Eleventh		1	1	1			2		1		1	4	2	1		1
Twelfth	1		3		1	2	2			1	1	6	1	1	3	1
Thirteenth		1	8	2	4	2	2				2	11	3	4	2	2
Fourteenth	1		3		2	1	2			1	1*	6	1	2	2	1
Fifteenth			4	3		1					1*	4	3		1	
Total	7	7	89	28	37	24	27		5	8	14@	130	42	42	32	14 @

M: Moved
W: Withdrawn

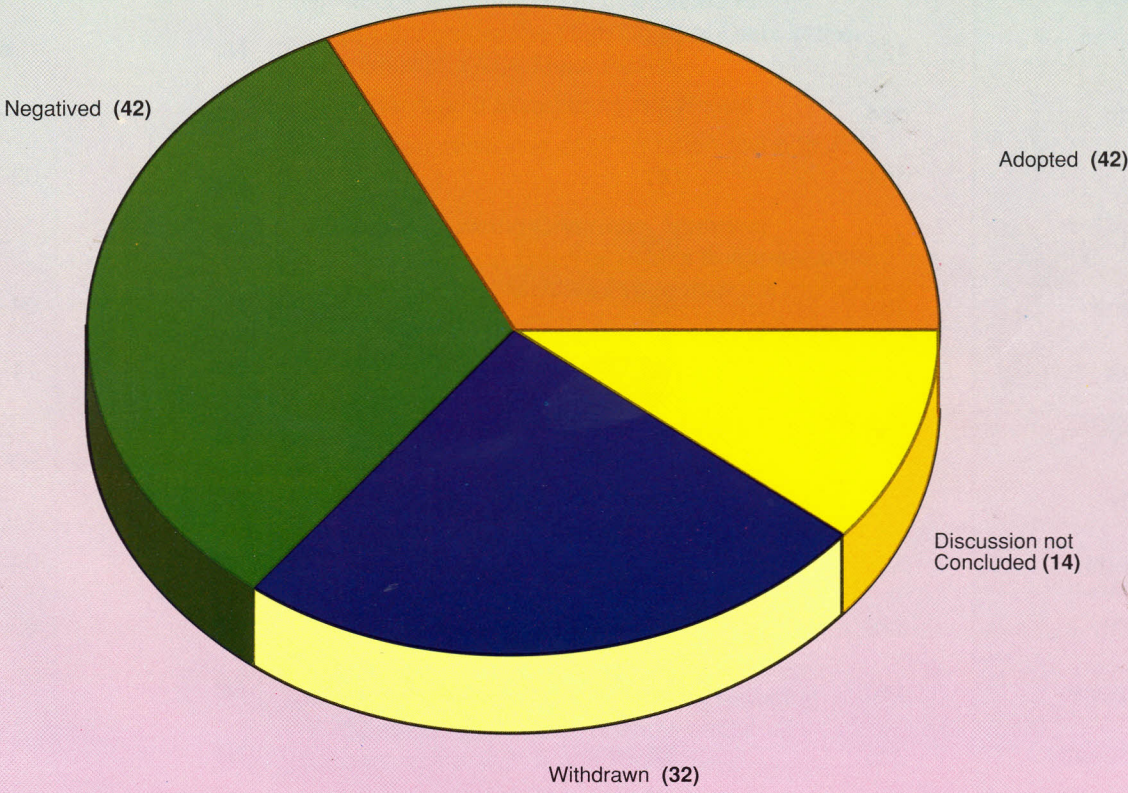
A: Adopted
DN: Discussion Not Concluded

N: Negatived
P: Pending

@ Including one pending.

* One Private Member's resolution, on which discussion was not concluded during the Fourteenth Session was part discussed during the Fifteenth Session.

RESOLUTIONS DISCUSSED DURING TENTH LOK SABHA
(First to Fifteenth Session)



No. of Resolutions

TABLE XV

**MOTIONS (Under Rule 191) RELATING TO PUTTING OF QUESTION AT
APPOINTED TIME AND MOTIONS (Under Rule 342) TO CONSIDER
POLICY, SITUATION, STATEMENT OR ANY OTHER MATTER
DURING TENTH LOK SABHA**

(First to Fifteenth Session)

Session	Notices Received	Notices Admitted	Motions Discussed	Motions remained part-discussed	Total Time Taken Hrs-Mts
First	155	66	4	Nil	28-47
Second	212	112	1	Nil	*
Third	423	107	1	Nil	@
Fourth	424	132	Nil	Nil	-
Fifth	454	147	1	Nil	03-20
Sixth	484	100	Nil	Nil	-
Seventh	282	98	1	Nil	04-14
Eighth	552	138	1	Nil	11-55
Ninth	600	95	Nil	Nil	-
Tenth	Nil	Nil	Nil	Nil	-
Eleventh	323	90	1	1	04-26
Twelfth	525	82	1	Nil	06-48
Thirteenth	440	33	Nil	Nil	-
Fourteenth	205	54	2	Nil	20-47
Fifteenth	225	48	Nil	Nil	-
Total	5304	1,302	13	1	80-17

* Joint Discussion took place on a Motion under Rule 191 and a Statutory Resolution. Time taken on Joint Discussion has, therefore, been shown under Statutory Resolution.

@ Time taken on a motion under Rule 191 has been shown under Statutory Resolution since the matter was discussed together with Statutory Resolution.

TABLE XVI

PRIVILEGE MATTERS RAISED DURING TENTH LOK SABHA

(First to Fifteenth Session)

Session	No. of Members raising privilege matter	Brief Subject(s)	Time Taken
			Hrs-Mts
First	—		
Second	1	Alleged arrest of a Member	0-08
Third	1	Notice to a Member for appearing before the Supreme Court	0-05
Fourth	—		
Fifth	3	(a) Notice requiring S.G., Lok Sabha to appear before the High Court of Delhi in the matter of a Civil Misc. Petition (b) Assault on a Member by the Police (c) Alleged censoring of information given to JPC	0-44
Sixth	—		
Seventh	2	(a) Notice requiring Chairman, Standing Committee on External Affairs to appear before the High Court of Madhya Pradesh in the matter of a Misc. Petition (b) Misleading the House by a Member	0-13
Eighth	2	(a) Non-coverage of the proceedings of the House by Doordarshan (b) Adoption of Third Report of the Committee on Privilege	0-08
Ninth	3	(a) Notice requiring S.G., Lok Sabha to appear before the Supreme Court in the matter of a Writ Petition (b) Notice from the Supreme Court requiring Speaker, Lok Sabha to show cause in connection with a Writ Petition (c) Jumping by a visitor from Visitors' Gallery	0-04
Tenth	—		
Eleventh	1	Shouting of slogans and jumping down from the Visitors' Gallery	0-03
Twelfth	—		
Thirteenth	2	(a) Shouting of slogans from the Visitors' Gallery (b) Non-implementation of MPs LAD Scheme in Dhanbad Lok Sabha Constituency	0-13
Fourteenth	—		0-01
Fifteenth	1	Notice received from Delhi High Court requiring Speaker, Lok Sabha to show cause in connection with a Civil Writ	
Total	16		1-39

TABLE XVII

MATTERS RAISED UNDER RULE 377 DURING TENTH LOK SABHA

(First to Fifteenth Session)

Session	Total Number of matters raised	No. of replies sent to members by Ministers and copies endorsed to Lok Sabha Secretariat@	Percentage of replies sent to members by the Ministers
First	270	222	82.22
Second	133	115	86.47
Third	314	240	76.43
Fourth	149	112	75.16
Fifth	61	47	77.05
Sixth	253	194	76.68
Seventh	127	92	72.36
Eighth	70	49	70.00
Ninth	185	133	71.35
Tenth	13	7	53.85
Eleventh	102	71	69.60
Twelfth	33	23	69.70
Thirteenth	211	132	62.56
Fourteenth	96	44	45.83
Fifteenth	28	1	3.57

@ Position regarding receipt of replies from Ministries concerned during Tenth Lok Sabha as on 9.1.1996.

MATTERS RAISED UNDER RULE 377 DURING TENTH LOK SABHA
(First to Fifteenth Session)

Number


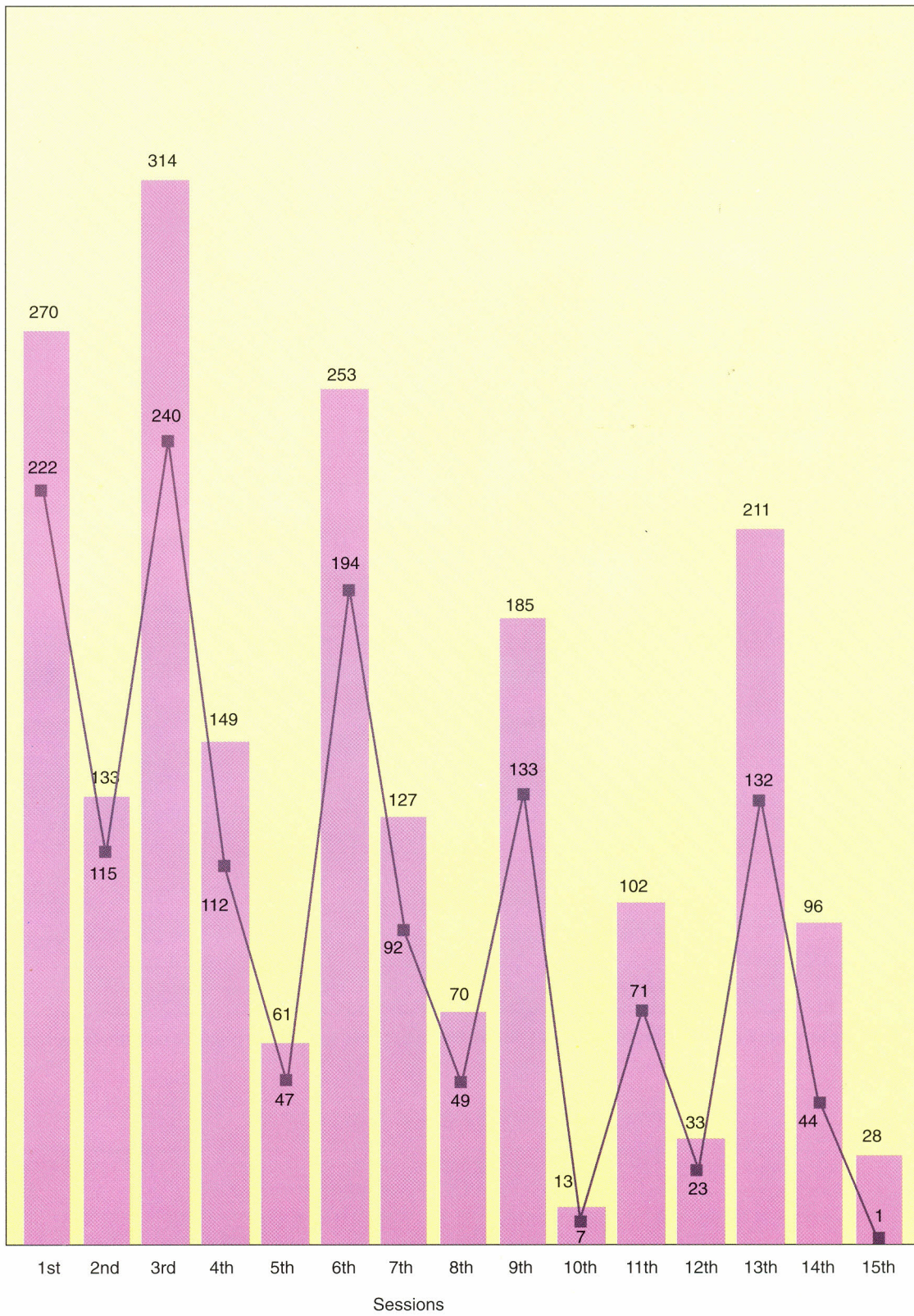


TABLE XVIII

PAPERS LAID ON THE TABLE DURING TENTH LOK SABHA

(First to Fifteenth Session)

Session	By Government	By Private Members
First	1377	-
Second	948	-
Third	1591	-
Fourth	1013	-
Fifth	1010	-
Sixth	1519	-
Seventh	728	-
Eighth	1131	-
Ninth	1342	-
Tenth	120	-
Eleventh	648	-
Twelfth	1154	-
Thirteenth	1649	-
Fourteenth	386	-
Fifteenth	1355	-
Total	15971	-

TABLE XIX
ACTIVITIES OF FINANCIAL COMMITTEES
DURING TENTH LOK SABHA

(First to Fifteenth Session)

Year	Sittings held	Duration Hrs-Mts	Reports Presented
1991-92	52	98-11	54
1992-93	119	240-56	52
1993-94	78	139-50	48
1994-95	71	129-15	44
1995-96 (As on 22.12.95)	71	151-45	17
Total	391	759-57	215

ACTIVITIES OF DRSCs* DURING TENTH LOK SABHA

(Sixth to Fifteenth Session)

Year	Sittings held	Duration Hrs-Mts	Reports Presented
1991-92	—	—	—
1992-93	—	—	—
1993-94	367	757-01	40
1994-95	287	453-35	74
1995-96 (As on 22.12.95)	212	338-40	111
Total	866	1549-16	225

* The Departmentally-related Standing Committees were first constituted on 7 April 1993 during the Sixth Session of the Tenth Lok Sabha.

TABLE XX

WORK DONE BY DRSCs DURING 1993-94 TO 1995-96*

(First to Fifteenth Session)

Committee	Sittings held	Duration of sittings (Hrs-Mts)	Reports Presented										Grand Total
			Demands for Grants		Bill(s)		National Policy		Other Subjects		Total No of Reports Presented		
			O	ATR	O	ATR	O	ATR	O	ATR	O	ATR	
Agriculture	92	127-35	11	10	2	-	1	-	7	5	21	15	36
Communications	76	161-20	6	5	4	-	-	-	7	5	17	10	27
Defence	40	75-15	3	1	-	-	-	-	1	-	4	1	5
Energy	123	194-21	10	8	1	-	-	-	9	6	20	14	34
External Affairs	69	152-00	3	2	-	-	-	-	3	2	6	4	10
Finance	61	117-10	6	2	7	-	-	-	3	1	16	3	19
Food, Civil Supplies and Public Distribution	87	126-25	5	2	-	-	-	-	3	2	8	4	12
Labour & Welfare	56	110-00	5	2	9	-	-	-	2	1	16	3	19
Petroleum & Chemicals	81	178-30	7	4	-	-	1	-	5	7	13	11	24
Railways	67	109-45	2	1	-	-	-	-	8	7	10	8	18
Urban and Rural Development	115	196-55	5	3	3	-	1	1	6	2	15	6	21
Total	866	1549-16	63	40	26	-	3	1	54	38	146	79	225

* Upto Fifteenth Session

O-Original Reports

ATR- Action Taken Reports

**COMPARATIVE STATISTICS OF BUSINESS
TRANSACTION DURING
FIRST TO TENTH LOK SABHA**

TABLE XXI
SITTINGS HELD AND TIME SPENT
(First to Tenth Lok Sabha)

Lok Sabha	No. of Sittings (Days)	Time taken in Hrs	Average per day Hrs-Mts
First (1952-57)	677	3783	5-35
Second (1957-62)	567	3651	6-26
Third (1962-67)	578	3733	6-27
Fourth (1967-70)	469	3029	6-27
Fifth* (1971-77)	613	4071	7-38
Sixth (1977-79)	267	1753	6-33
Seventh (1980-84)	464	3324	7-09
Eighth (1985-89)	485	3324	6-38
Ninth (1989-91)	109	754	6-55
Tenth** (1991-95)	413	2479	6-00

* Extended by one year.

** Upto Fifteenth Session.

SITTINGS HELD AND TIME SPENT
(First to Tenth Lok Sabha)

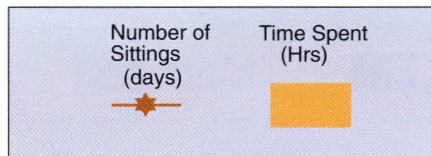
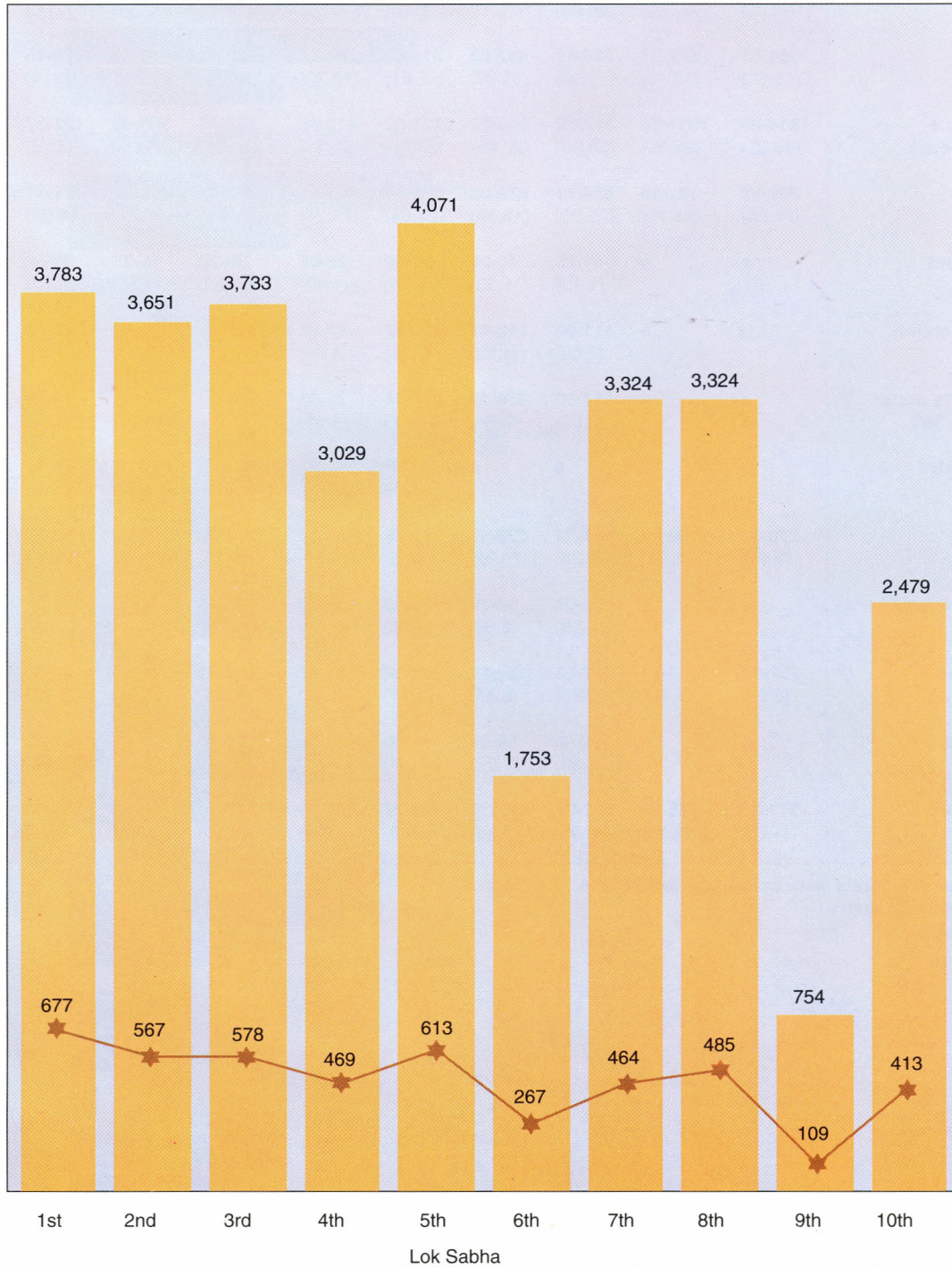


TABLE XXII

TIME TAKEN ON VARIOUS KINDS OF BUSINESS

(First to Tenth Lok Sabha)

(Time in Hrs-Mts)

Business	1st LS (52-57)	2nd LS (57-62)	3rd LS (62-67)	4th LS (67-70)	5th LS (71-77)	6th LS (77-79)	7th LS (80-84)	8th LS (85-89)	9th LS (89-91)	10th LS (91-95)*
Total time	3783-54 (100.00)	3651-35 (100.00)	3732-40 (100.00)	3029-24 (100.00)	4071-00 (100.00)	1753-06 (100.00)	3324-01 (100.00)	3223-52 (100.00)	754-00 (100.00)	2479-25 (100.00)
Questions	551-51 (15.00)	552-32 (15.10)	564-41 (15.10)	482-53 (25.94)	513-32 (12.61)	240-25 (13.70)	405-26 (12.20)	412-16 (12.80)	76-45 (10.14)	294-29 (11.88)
Bills (Govt. & Pvt. Members')	1844-23 (49.00)	1031-58 (28.20)	867-58 (23.00)	668-22 (22.05)	1121-52 (27.55)	412-28 (23.51)	797-48 (23.99)	806-59 (25.05)	122-37 (16.18)	559-37 (22.57)
Budget	792-22 (19.00)	901-49 (24.70)	934-11 (25.00)	579-33 (19.12)	881-34 (21.64)	408-41 (23.26)	692-53 (20.94)	700-27 (21.74)	121-11 (16.00)	430-43 (17.38)
Adjournment Motions	a	a	41-25 (1.10)	40-28 (1.33)	63-49 (1.56)	25-06 (1.42)	33-20 (1.00)	18-27 (0.56)	36-02 (4.78)	22-42 (0.92)
Calling Attention	a	a	111-00 (3.00)	146-47 (4.83)	215-37 (5.29)	87-54 (4.99)	318-20 (9.85)	123-58 (3.85)	21-01 (2.79)	10-27 (0.42)
Discussions under Rules 55 & 193	a	a	112-30 (3.00)	234-59 (7.74)	264-04 (6.47)	72-02 (4.07)	303-53 (9.90)	508-25 (15.77)	98-04 (12.95)	188-32 (7.60)
Matters under Rule 377	a	a	a	a	a	a	103-22 (3.19)	79-32 (2.46)	16-15 (2.14)	45-56 (1.85)
Motions	270-32 (7.00)	499-44 (13.70)	487-24 (13.20)	279-57 (9.22)	267-05 (6.55)	188-12 (10.70)	211-36 (6.35)	119-22 (3.66)	33-16 (4.35)	150-10 (6.06)
Debate on President's Address	a	a	105-01 (2.9)	69-26 (2.29)	88-03 (2.15)	45-48 (2.59)	60-34 (1.82)	77-06 (2.40)	34-36 (4.56)	83-35 (3.37)
Resolutions	237-11 (6.00)	199-34 (5.50)	217-23 (5.90)	194-55 (6.45)	211-24 (5.17)	66-03 (3.42)	134-51 (3.96)	175-47 (5.47)	43-54 (5.72)	154-57 (6.25)
Statements	a	a	68-40 (1.80)	54-26 (1.79)	117-00 (2.87)	27-04 (1.54)	44-41 (1.30)	36-59 (1.15)	11-49 (1.52)	33-50 (1.36)
Other Matters	177-35 (4.00)	465-58 (12.80)	222-27 (6.00)	277-38 (9.15)	327-10 (8.03)	179-23 (10.19)	217-17 (6.50)	164-25 (5.09)	138-30 (18.34)	504-27 (20.34)

Note : Figures in brackets show percentage to total time.

* Upto Fifteenth Session.

a : Not available.

TIME SPENT ON LEGISLATION, QUESTIONS AND BUDGET
(First to Tenth Lok Sabha)


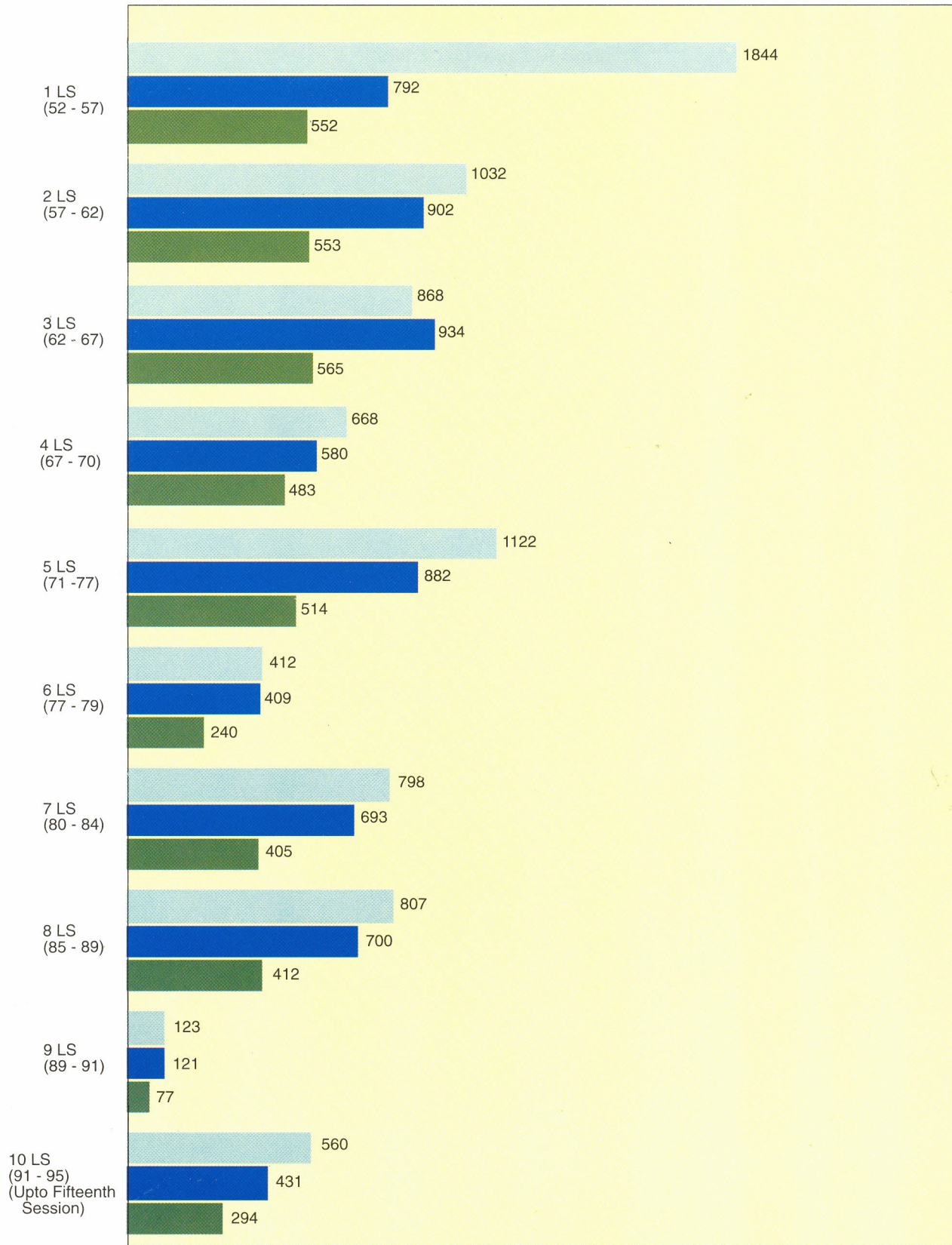


TABLE XXIII
PARLIAMENTARY QUESTIONS* : TOTAL NOTICES RECEIVED
AND QUESTIONS ADMITTED/REPLIED

(First to Tenth Lok Sabha)

Lok Sabha	Total Notices Received	Admitted and Replied	Percentage to Total
First (1952-57)	71907	43350	60
Second (1957-62)	133328	62789	47
Third (1962-67)	162334	58440	36
Fourth (1967-70)	264742	93538	35
Fifth (1971-77)	252700	98606	39
Sixth (1977-79)	137045	51209	37
Seventh (1980-84)	269221	102838	38
Eighth (1985-89)	250098	98390	39
Ninth (1989-91)	75228	21547	29
Tenth** (1991-95)	325234	89118	27

* Starred, Unstarred and Short Notice Questions

** Upto Fifteenth Session.

PARLIAMENTARY QUESTIONS: TOTAL NOTICES RECEIVED
AND QUESTIONS ADMITTED/REPLIED

(First to Tenth Lok Sabha)

Number

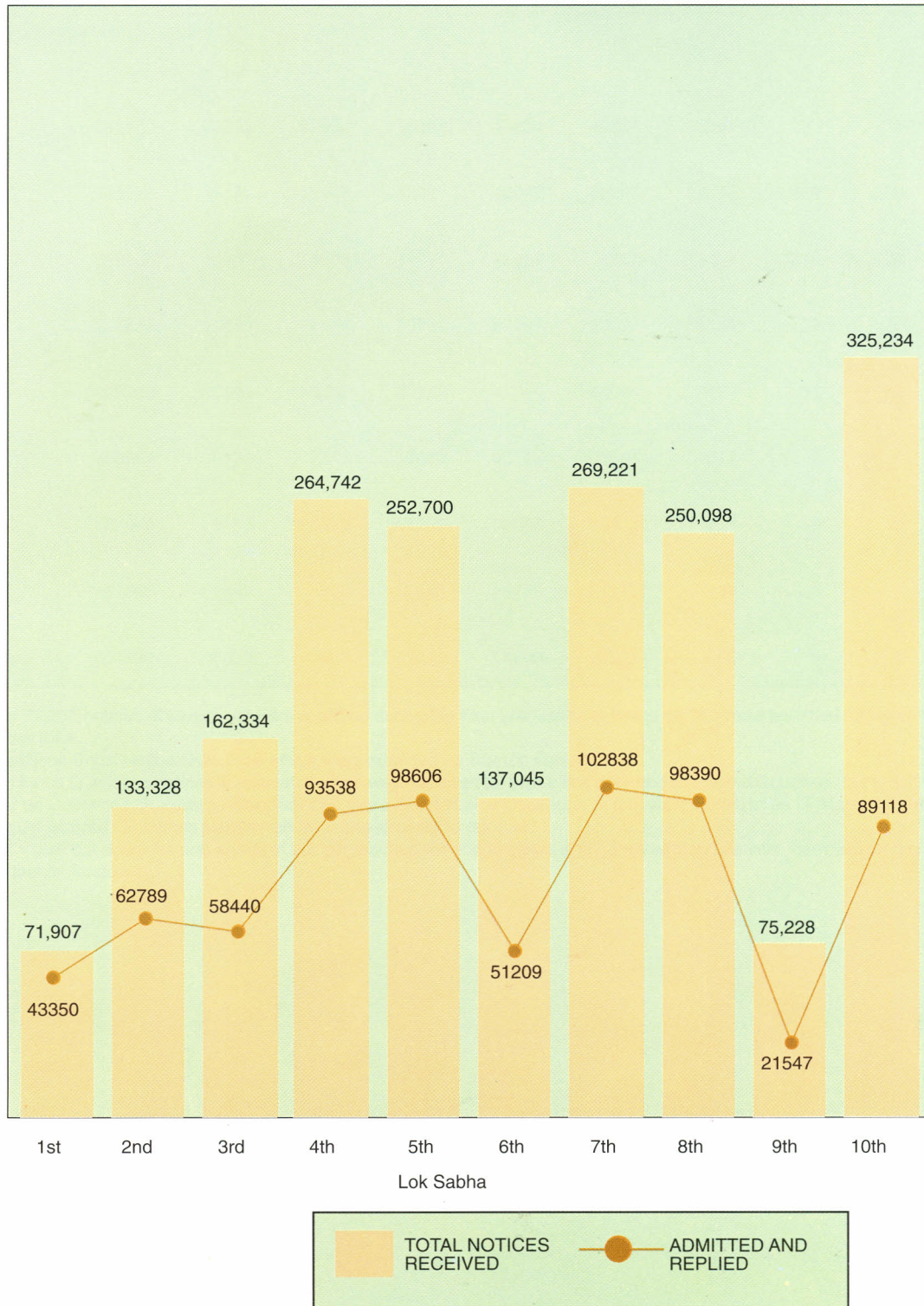


TABLE XXIV
PARLIAMENTARY QUESTIONS
(First to Tenth Lok Sabha)

Lok Sabha	Starred Questions (SQ)			Unstarred Questions (USQ)			Short Notice Questions (SNQ)			Total SQ, USQ, SNQ
	Notices Received	Admitted%	Replied	Notices Received	Admitted@	Replied	Notices Received	Admitted	Replied	Admitted and Replied
First\$ (1952-57)										
Second (1957-62)	111862	22332	22332	18399	40224	40224	3067	233	233	62789
Third (1962-67)	145580	15107	15107	12021	43047	43047	4733	286	286	58440
Fourth (1967-70)	239558	14833	14833	11827	78467	78467	13357	238	238	93538
Fifth (1971-77)	212638	11439	11439	35961	87097	87097	4101	70	70	98606
Sixth (1977-79)	109999	5052	5052	23372	46094	46094	3674	63	63	51209
Seventh (1980-84)	203964	9186	9212 #	63640	93712	93621	1617	5	5	102838
Eighth (1985-89)	187945	9115	3019	61299	89356	95352*	854	19	19	98390
Ninth (1989-91)	57608	1847	363	17184	19796	21177*	436	7	7	21547
Tenth (1991-95)+	261928	8030	1465	62843	81060	87647*	463	6	6	89118

\$ A total of 71,907 notices of Questions were received during the First Lok Sabha of which 43,350 were admitted representing 60.28 per cent of the total.

% Includes those Short Notice Questions which were admitted as Starred Questions.

@ Includes those Questions notices in respect of which were received for their being admitted as Starred Questions but which were actually admitted as Unstarred Questions. Also includes those Short Notice Questions which were admitted as Unstarred Questions.

Includes 26 Starred Questions transferred from one Ministry to another.

* Includes those put down for oral answers but not reached for oral answers and hence written answers were laid on the Table.

+ Upto Fifteenth Session.

TABLE XXV
BILLS PASSED

(First to Tenth Lok Sabha)

Lok Sabha	Government Bills		Private Members' Bills	
	Introduced	Passed *	Introduced	Passed
First (1952-57)	274	319	135	7
Second (1957-62)	274	316	194	2
Third (1962-67)	278	273	177	3
Fourth (1967-70)	196	219	347	2
Fifth (1971-77)	378	487	282	Nil
Sixth (1977-79)	161	136	249	Nil
Seventh (1980-84)	290	336	435	Nil
Eighth (1985-89)	273	346	417	Nil
Ninth (1989-91)	81	63	156	Nil
Tenth** (1991-95)	235	274	406	Nil

* Including those passed by Rajya Sabha and laid on the Table of Lok Sabha and passed.

** Upto Fifteenth Session.

BILLS PASSED
(First to Tenth Lok Sabha)

Number


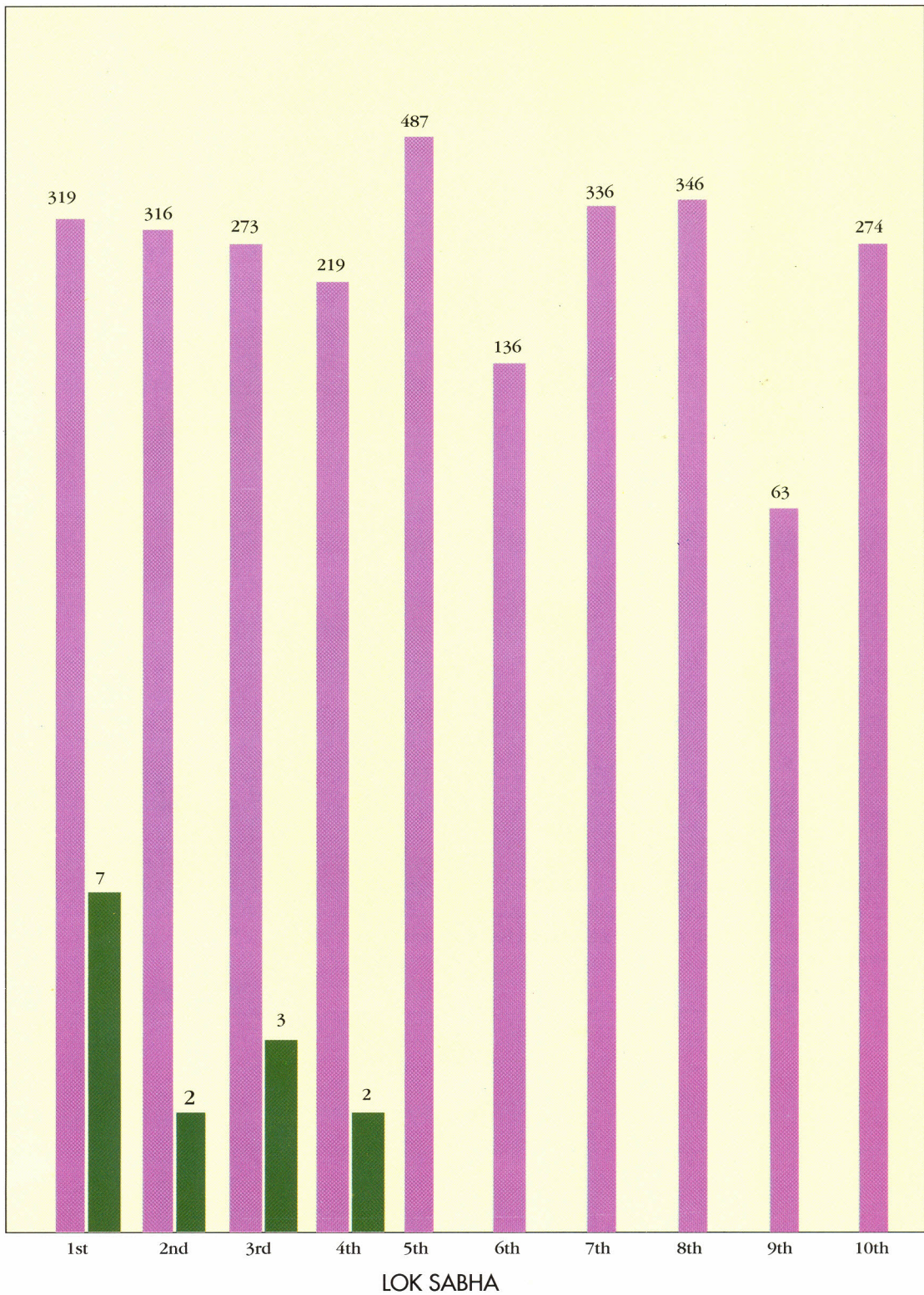


TABLE XXVI
SUBJECT-WISE CLASSIFICATION OF BILLS PASSED

(First to Tenth Lok Sabha)

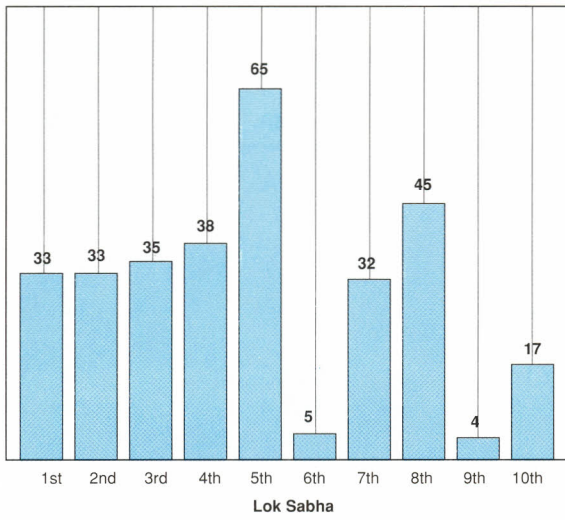
Lok Sabha	Adminis- trative	Judicial and Legal	Consti- tutional	Legisla- tive	Financial and Economic	Social	Others*	Total
First (1952-57)	33	22	6	16	189	18	35	319
Second (1957-62)	33	17	4	9	205	11	30	309
Third (1962-67)	35	18	9	9	193	6	20	290
Fourth (1967-70)	38	8	3	8	139	6	11	213
Fifth (1971-77)	65	20	20	15	310	6	46	482
Sixth (1977-79)	5	6	2	6	90	—	8	117
Seventh (1980-84)	32	11	9	10	235	9	23	329
Eighth (1985-89)	45	12	10	15	215	11	26	334
Ninth (1989-91)	4	2	7	4	41	2	3	63
Tenth** (1991-95)	17	10	11	11	164	12	49	274

*Including Defence, Education, Culture, Health, Refugee and Rehabilitation etc.

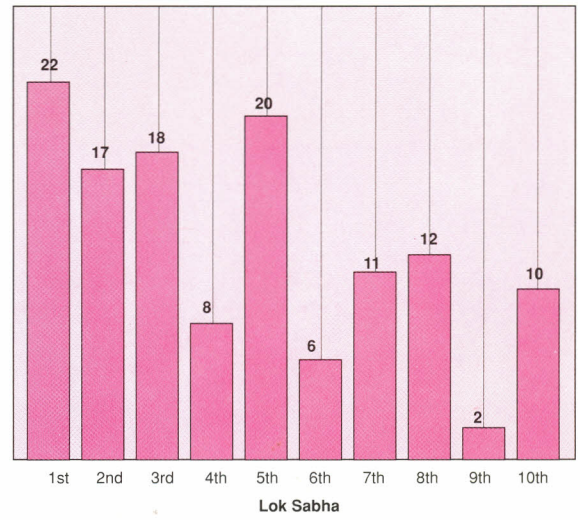
** Upto Fifteenth Session.

SUBJECT-WISE NUMBER OF BILLS PASSED
(First to Tenth Lok Sabha)

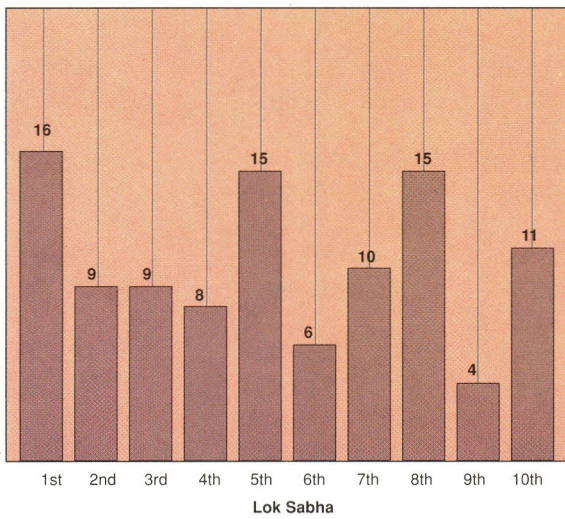
Administrative



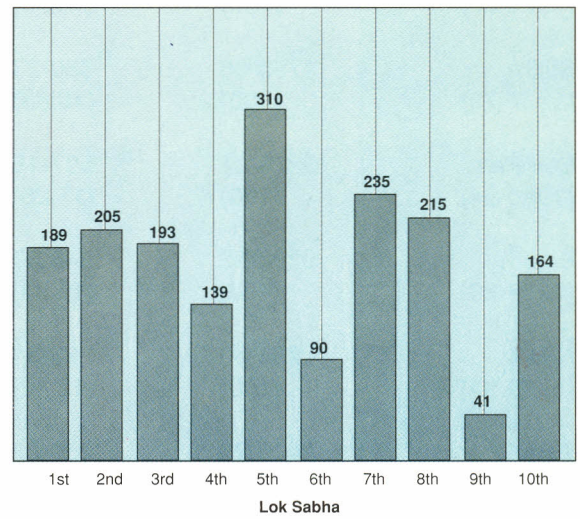
Judicial and Legal



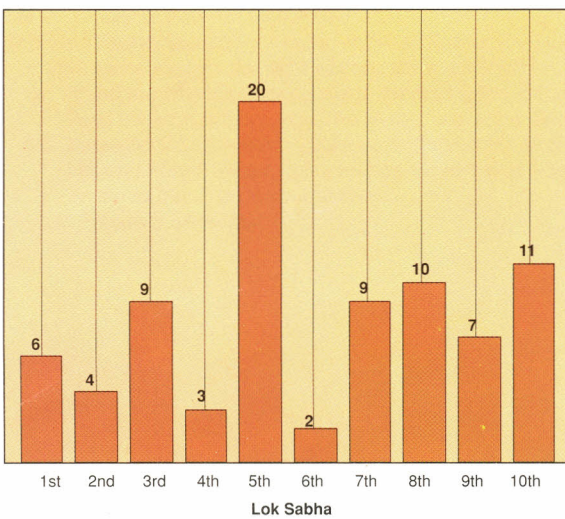
Legislative



Economic and Financial



Constitutional



Social

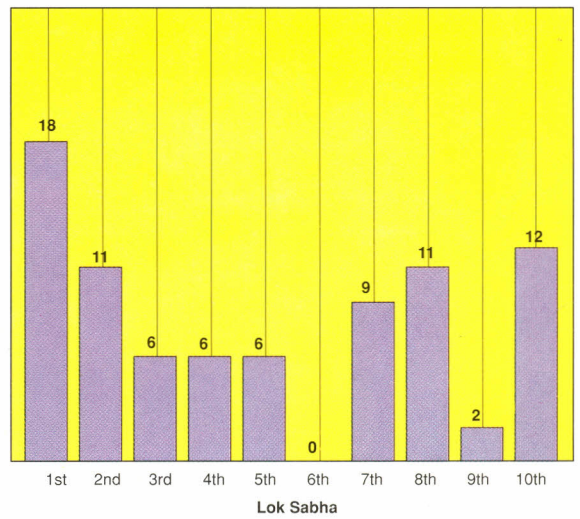


TABLE XXVII
TIME SPENT ON BUDGET

(First to Tenth Lok Sabha)

Lok Sabha	Total Duration Hrs - Mts	General Budget* Hrs - Mts	Railway Budget Hrs - Mts	Budget of States/UTs Hrs - Mts	Total time Spent on Financial Business Hrs - Mts
First (1952-57)	3783-54 (100)	NA	NA	NA	792.22 (19.00)
Second (1957-62)	3651-35 (100)	764-09 (20.90)	129-55 (3.60)	7-45 (0.20)	901-49 (24.70)
Third (1962-67)	3732-40 (100)	762-39 (20.40)	151-26 (4.05)	20-06 (0.54)	934-11 (25.00)
Fourth (1967-70)	3029-24 (100)	434-42 (14.34)	108-59 (3.61)	35-52 (1.18)	579-33 (19.13)
Fifth (1971-77)	4071-00 (100)	659-31 (16.20)	149-12 (3.66)	72-51 (1.78)	881-34 (21.64)
Sixth (1977-79)	1753-06 (100)	330-23 (18.83)	65-59 (3.74)	12-19 (0.69)	408-51 (23.26)
Seventh (1980-84)	3324-01 (100)	507-18 (15.26)	119-10 (3.58)	66-25 (2.00)	692-53 (20.94)
Eighth (1985-89)	3223-52 (100)	546-39 (16.94)	119-45 (3.74)	34-03 (1.06)	700-27 (21.74)
Ninth (1989-91)	754-00 (100)	93-50 (12.40)	15-11 (2.00)	12-10 (1.60)	121-11 (16.00)
Tenth** (1991-95)	2479-25 (100)	259-02 (10.45)	128-03 (5.17)	43-38 (1.76)	430-43 (17.38)

*Including Supplementary Demands for Grants.

**Upto Fifteenth Session.

Note : Figures in brackets show percentage to total time.

TABLE XXVIII
ADJOURNMENT MOTIONS
(First to Tenth Lok Sabha)

Lok Sabha	Total Notices received	Notices brought before the House	Notices admitted	Total Time taken Hrs - Mts	Decision of the House			
					A	N	W	DN
First (1952-57)	NA	NA	NA					
Second (1957-62)	1262	502	3	49.37	-	2	1	-
Third (1962-67)	776	135	7	41.36	-	7	-	-
Fourth (1967-70)	1078	84	12	40.49	-	11	1	-
Fifth (1971-77)	996	51	10	63.49	-	10	-	-
Sixth (1977-79)	295	25	6	25.06	-	5	1	-
Seventh (1980-84)	5762	149	24@	33.22	-	5*	-	-
Eighth (1985-89)	1805	80	4	18.49	-	3	1	-
Ninth (1989-91)	375	113	9	36.20	-	7	1	1
Tenth** (1991-95)	566	50	4	23.49	-	4	-	-

A : Adopted

N : Negatived

W : Withdrawn

DN : Discussion not Concluded

@ During Fourth Session of the Seventh Lok Sabha 4 notices were on the same subject and during the Eleventh Session 15 notices were on the same subject. In all 24 notices were admitted and discussed on 7 subjects.

* (i) In respect of one subject of Adjournment Motion, the members concerned when called one by one to ask for leave of the House under Rule 60 were not present. The matter was accordingly not proceeded with.

(ii) In respect of an another subject of Adjournment Motion, the member concerned listed first when called upon to ask for leave of the House under Rule 60, did not press the notice of Adjournment Motion. He requested for discussion on subject under Rule 184/193 on same day. The House agreed.

** Upto Fifteenth Session.

TABLE XXIX
RESOLUTIONS DISCUSSED

(First to Tenth Lok Sabha)

Lok Sabha	By	Government			Statutory				Pvt. Members					Total				
	Speaker	M	A	DN	M	A	N	W	M	A	N	W	DN	M	A	N	W	DN
First (1952-57)	-	21	20	1	-	-	-	-	48	9	24	11	4	69	29	24	11	5
Second (1957-62)	-	9	9	-	8	1	7	-	66	1	35	29	1	83	11	42	29	1
Third (1962-67)	-	5	5	-	14	11	3	-	78	8	28	23	19	97	24	31	23	19
Fourth (1967-70)	1	6	6	-	36	14	18	4	46	5	23	7	11	89	26	41	11	11
Fifth (1971-77)	-	14	14	-	88	45	43	-	55	4	18	15	18	157	63	61	15	18
Sixth (1977-79)	3	6	6	-	9	7	2	-	25	4	5	8	8	43	20	7	8	8
Seventh (1980-84)	3	8	8	-	74	33	41	-	39	1	16	8	14	124	45	57	8	14
Eighth (1985-89)	8	11	11	-	48	20	25	3	29	-	7	7	15	96	39	32	10	15
Ninth (1989-91)	5	4	4	-	20	12	2	6	8	1	1	2	4	37	22	3	8	4
Tenth* (1991-95)	7	7	7	-	89	28	37	24	27	-	5	8	14	130	42	42	32	14

M : Moved

A : Adopted

N : Negatived

W : Withdrawn

DN : Discussion not Concluded

* Upto Fifteenth Session.

RESOLUTIONS DISCUSSED (First to Tenth Lok Sabha)

Number

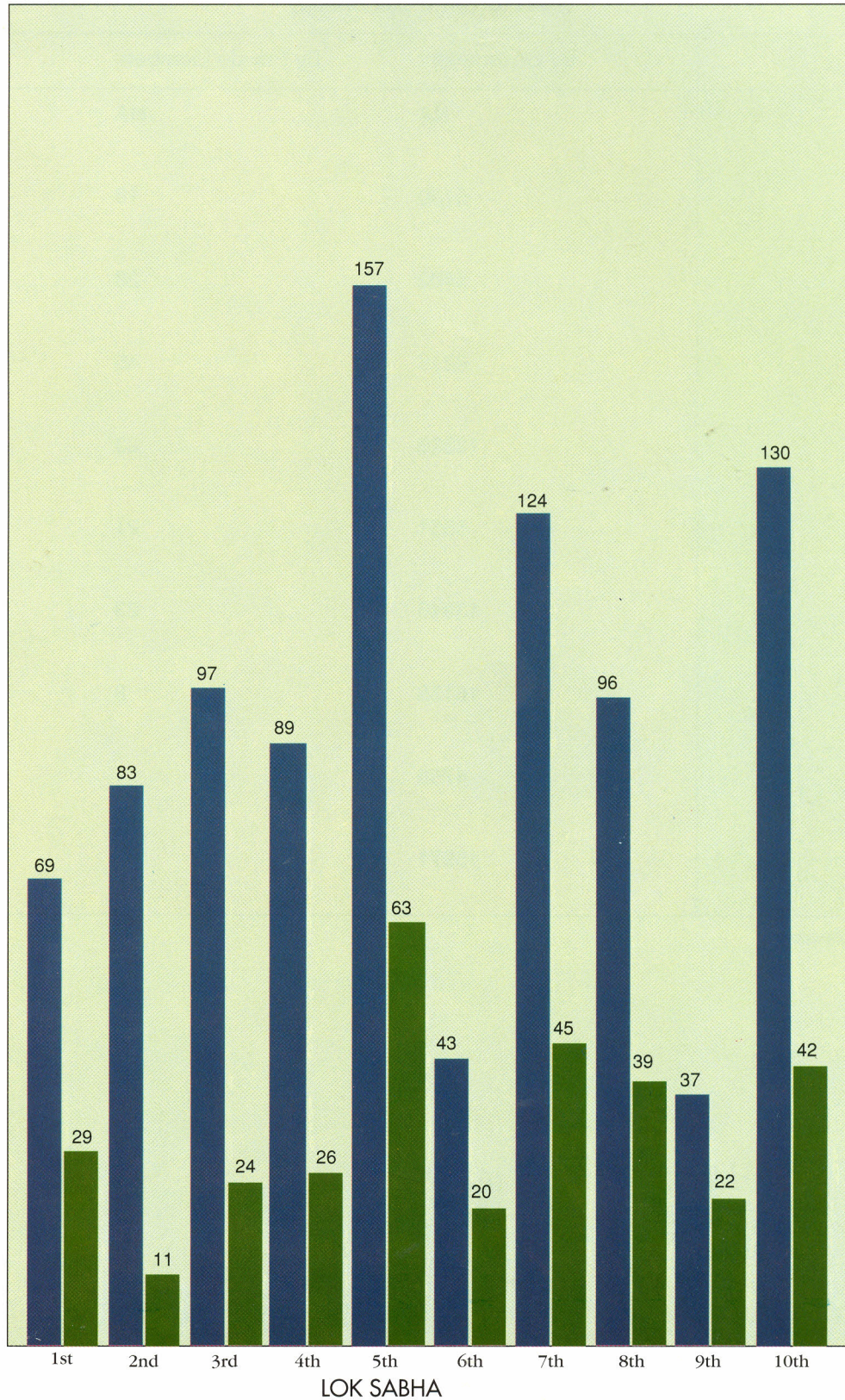


TABLE XXX
PAPERS LAID ON THE TABLE
(First to Tenth Lok Sabha)

Lok Sabha	By Government	By Private Members	Total
First (1952-57)	NA	NA	—
Second (1957-62)	5190	19	5209
Third (1962-67)	5702	28	5730
Fourth (1967-70)	6215	45	6260
Fifth (1971-77)	12326	23	12349
Sixth (1977-79)	5851	21	5872
Seventh (1980-84)	13946	23	13969
Eighth (1985-89)	16138	8	16146
Ninth (1989-91)	4758	1	4759
Tenth* (1991-95)	15971	—	15971

* Upto Fifteenth Session.